



OREGON
DEPARTMENT OF
EDUCATION

Oregon achieves... together!

OREGON AT-A-GLANCE DISTRICT PROFILE

Gervais SD 1

SUPERINTENDENT: Dandy Stevens | 290 First St, Gervais 97026 | 503-792-3803

2020-21

Students We Serve




1,480


Student Enrollment

DEMOGRAPHICS


American Indian/Alaska Native



Asian




Black/African American




Hispanic/Latino



Multiracial



Native Hawaiian/Pacific Islander



White



36%

Ever English
Learners



10

Languages
Spoken

14%

Students
with
Disabilities

16%

Mobile
Students

71%

Free/
Reduced
Price Lunch

*<10 students or data unavailable

Special Note

The At-A-Glance School and District profiles tell a story about Oregon's schools and districts. The story is harder to tell this year as the COVID-19 pandemic significantly impacted our schools and the data we collect. As a result, statewide assessment and attendance data cannot be compared to prior years and are not shown here. We have included links to our website where you can view the 2020-21 statewide assessment and attendance data and read a detailed description of how these data were impacted. We're thankful for your partnership as we focus on care, connection and the creation of safe, inclusive and supportive learning environments.

High School Success

Grade 8 MATHEMATICS

Students meeting state grade-level expectations.

For 2020-21 Mathematics data please visit:

www.oregon.gov/ode/schools-and-districts/reportcards/reportcards/Pages/Statewide-Assessment-Results-2021.aspx

Start Strong

Grades K-2 REGULAR ATTENDERS

Students who attended more than 90% of their enrolled school days.

For 2020-21 Regular Attenders data please visit:

www.oregon.gov/ode/schools-and-districts/reportcards/reportcards/Pages/Regular-Attenders-2021.aspx

Grade 3 ENGLISH LANGUAGE ARTS

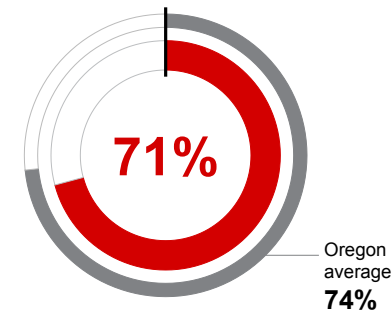
Students meeting state grade-level expectations.

For 2020-21 English Language Arts data please visit:

www.oregon.gov/ode/schools-and-districts/reportcards/reportcards/Pages/Statewide-Assessment-Results-2021.aspx

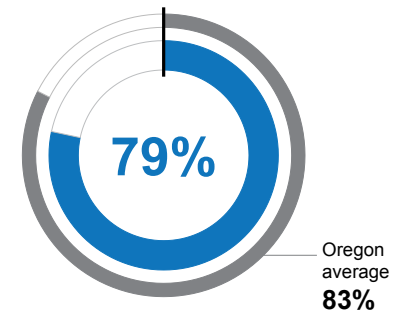
Grade 9 ON-TRACK TO GRADUATE

Students earning one-quarter of graduation credits in their 9th grade year.



Grade 12 ON-TIME GRADUATION

Students earning a diploma within four years. Cohort includes students who were first-time ninth graders in 2016-17 graduating in 2019-20.



District Goals

The district focused on addressing social, emotional and the mental health needs of students. Resources were provided to all staff so they could support students as they engaged in remote learning. The district brought students in for "Limited In-Person Instruction" until students were able to return to hybrid in the spring. The district provided evening online tutoring for students and families. Creating a districtwide equity lens tool and an equity team was a priority for last year and continues this coming year.

State Goals

The Oregon Department of Education is partnering with school districts and local communities to ensure a 90% on-time, four year graduation rate by 2025. To progress toward this goal, the state will prioritize efforts to improve attendance, provide a well-rounded education, invest in implementing culturally responsive practices, and promote continuous improvement to close opportunity and achievement gaps for historically and currently underserved students.



OREGON
DEPARTMENT OF
EDUCATION

Oregon achieves... together!

OREGON AT-A-GLANCE DISTRICT PROFILE CONTINUED

Gervais SD 1

Outcomes

2020-21

Our Staff (rounded FTE)



9

Administrators



84

Teachers



22

Educational
assistants



4

Counselors



0

Licensed
Librarians



<1

Psychologists



80%

% of licensed teachers
with more than 3 years
of experience

Grades K-2 REGULAR ATTENDERS

American Indian/Alaska Native	
Asian	
Black/African American	
Hispanic/Latino	
Multiracial	
Native Hawaiian/Pacific Islander	
White	
Free/Reduced Price Lunch	
Ever English Learner	
Students with Disabilities	
Migrant	
Homeless	
Talented and Gifted	
Female	
Male	
Non-Binary	

Grade 3 ENGLISH LANGUAGE ARTS

Grade 8 MATHEMATICS

American Indian/Alaska Native	
Asian	
Black/African American	
Hispanic/Latino	
Multiracial	
Native Hawaiian/Pacific Islander	
White	
Free/Reduced Price Lunch	
Ever English Learner	
Students with Disabilities	
Migrant	
Homeless	
Talented and Gifted	
Female	
Male	
Non-Binary	

Grade 9 ON-TRACK TO GRADUATE

<10 students or data unavailable	
<10 students or data unavailable	
<10 students or data unavailable	
69%	
<10 students or data unavailable	
<10 students or data unavailable	
72%	
68%	
59%	
87%	
<10 students or data unavailable	
<10 students or data unavailable	
<10 students or data unavailable	
67%	
75%	
<10 students or data unavailable	

Grade 12 ON-TIME GRADUATION

<10 students or data unavailable	
<10 students or data unavailable	
<10 students or data unavailable	
79%	
<10 students or data unavailable	
<10 students or data unavailable	
82%	
81%	
76%	
93%	
90%	
<10 students or data unavailable	
<10 students or data unavailable	
80%	
78%	
Coming in 2022-23	