



*Oregon's Best Rural  
Destination District*

# Strategic Plan

**"We Focus on the Following..."**

Quadrant A:

## INSTRUCTION AND LEARNING

- Developing clear achievement goals and outcomes aligned with learning strategies and effective use of data
- Ensuring effective, ongoing professional development aligned with district learning goals

Quadrant B:

## STUDENT OPPORTUNITIES

- Ensuring comprehensive instruction for all levels, Pre-K to 12th grade
- Expanding Career & Technical Education and instructional technologies to support instruction: *Horticulture, Agriculture, Health Occupations, Technology, Early Learning*

Quadrant C:

## PARTNERSHIPS AND COMMUNITY INVOLVEMENT

- Communicating with families and stakeholders on student learning
- Exploring partnerships to expand instruction

Quadrant D:

## DISTRICT FACILITIES AND PLANNING

- Planning for short and long-term facilities goals
- Expanding communication for district facilities planning and projects
- Supporting instruction and learning through exceptional classroom technology

**"To Obtain these Outcomes..."**

- RELEVANT, ENGAGING AND RIGOROUS INSTRUCTION IN EVERY CLASSROOM, EVERY DAY
- ALL THIRD GRADERS READ AT GRADE LEVEL, BY END OF YEAR
- ALL 5TH GRADERS MEET/EXCEED MATH LEVELS, BY END OF YEAR
- 100% GRADUATION RATE
- THE CONTINUOUS DEVELOPMENT OF 21ST CENTURY EMPLOYABLE SKILLS
- MEANINGFUL PARENT AND STAKEHOLDER INVOLVEMENT

# GERVAIS SCHOOL DISTRICT

---

2014-2015 District Profile

2015-2016 District Profile

# District Information

- Gervais School District is a small rural district located between Salem and Woodburn in the heart of the Willamette Valley's prime agricultural land. The district covers 65 square miles with four schools.

# District Goals

- The District process of developing and implementing our Strategic Plan has entered year three. The Strategic Plan will guide our district and schools and continues to help us formulate our mission, vision, goals, and benchmarks for measuring the success of all P-12 students for the next three to five years. Sub-goals below:
- Continue and sustain our excellent high school graduation rate.
- Continue to build instructional expertise and capacity toward relevant instructional practices leading to 21<sup>st</sup>-century employable skills for all students; and
- Expansion and sustaining of Career Technical Education programs.

# District Mission Statement

- “We, with the involvement of our culturally rich and dynamic community, will provide an educationally creative, enriching and safe learning environment, that will instill a desire to become life-long learners, ready to enter the 21<sup>st</sup>-century workforce and to be responsible citizens.”

# District Information

- Gervais Elementary (Grades Pre-school-5)
  - Principal: Sylvia Valentine-Garcia
- Gervais Middle (Grades 6-8)
  - Principal: Ann O'Connell
- Gervais High (Grades 9-12)
  - Co-Principal: Mike Solem
  - Co-Principal: Kim Kellison
- Samuel Brown Academy (Grades 6-12)
  - Co-Principal: Mike Solem
  - Co-Principal: Kim Kellison

# District Information (Cont.)

- Extracurricular Activities 6-12
  - Volleyball, Football, Soccer, Basketball, Wrestling Baseball, Softball, and Track
  - Club Activities including FFA, The Mr. and Ms. Gervais Pageant, Student Council, Yearbook, National Honor Society, and Aguilas De Oro, Robotics
- Music K-5

# District Information (Cont.)

- English Language Learners
  - A large number of students speak a language other than English; most speak Spanish.
  - Other languages spoken are Russian, Mixteco, Hmong, and Triqui.
  - The district received state school funding based on 239.2 Average Daily Membership
  - The district funding as of December 2015 was 247.92 Average Daily Membership up from 239.2 for the 2014-15 school year.



# Technology

- **Tracy Lewis-Technology Director**

Gervais School District has built a robust and modern technology infrastructure that allows us to readily pursue and support emerging strategies in the ever-evolving world of educational technology.

- Over 300 Windows workstations for student use.
- 1 Gbps Internet connection.
- Meraki wireless and wired 10/100/1000 network with 10GB backbone connections between buildings.
- Over 450 Chromebooks and more on the way in 2016-17
- Google Apps for Education implementation started with all-teacher training in September 2016 continues with 12-teacher train-the-trainer model cohort to attend a Google Summit in San Jose this July.
- District-wide Surveillance system with 138 views and storage for approximately 18 days.

# Technology Continued

Our classrooms are all equipped with document cameras and LCD projectors to allow teachers to access rich and engaging educational content. We are looking at in-depth professional development for Google Apps for Education (GAFE) in 2016-17. Our GAFE implementation will give all students a Google log in with access (depending on grade level) to a gmail account and document cloud storage. Teachers will learn to use Google Docs, Google Sheets, Google Slides, Google Forms, and Google Drawings to create more engaging and collaborative classroom learning opportunities. The GAFE implementation will complement our continued desired implementation of Chromebooks for instruction and testing across all levels.

# School Nutrition 2014-15

In the 2014-15 school year the School Nutrition Program:

- Served 146,200 Lunches
- Served 70,870 Breakfasts
- Provided afterschool meals districtwide
- Served a fresh fruit or vegetable snack to the elementary students
- Served 3984 Summer School Lunches
- Served 2514 Summer School Breakfasts

## Grants

- \$20,739 Equipment Grant: used to expand the walk in cooler at GHS.
- \$9,435 Afterschool expansion grant: used for food service and student supervision labor and a new refrigerator for GES

# School Nutrition 2015-16

**Melinda Fitz-Henry**-Food Service Manager

In October ODE conducted an Administrative Review of the school nutrition program. The review is conducted every three years. They reviewed all aspects of the program. This year the review focused on the GHS kitchen. The reviewers were extremely complimentary of the flexibility and customer service of the high school kitchen staff. ODE found that the Gervais food nutrition program was in compliance with federal standard for school nutrition.

Gervais received the farm to school grant of \$6,471 to procure Oregon grown or processed food for the cafeteria. The grant has allowed us to add more local produce, including hummus.

The food service staff attended two conferences this year. They were able to network with other districts and learn more about school nutrition regulations. They were also able to sample different products to get ideas of what to add to the menu next year.

# School Nutrition 2015-16 Continued

## **Gervais High School:**

A second serving line was opened to allow students to have more time to eat their lunches. With the help of students through sampling products from Norpak we have added some new menu items.

## **Gervais Middle School:**

Received the Fresh Fruit and Vegetable grant. With the help of the FLC students samples of fruit and vegetables are delivered to the classes each day.

Breakfast is now provided on carts so students can pick up breakfast and eat it in their classrooms. This has increased the breakfast participation rate from 39% to 67%.

## **Gervais Elementary School:**

The GES kitchen is now delivering breakfast to the daycare and Sam Brown Academy. They deliver lunch and after school meals to the daycare. The preschool and day care were able to qualify for Community Eligibility, making all their meals at no cost. Holiday breakfast and Spring Break meals were served from the GES kitchen.

# After School Program

- The Elementary school
  - K-5 Latch Key Childcare
  - 3-5 Math Interventions
  - Evening Parent Enrichment Program
- The Middle School
  - Homework Club
- Gervais High School
  - Xcel Plus Afterschool Study Opportunities

All after school activities include an afternoon meal and transportation home. The Parent Evening Program also provides a dinner for the families attending.

# Gervais Daycare Pre-K Program

- Day care services for children 6 weeks old to preschool age.
- Gervais has free Preschool for 4 year olds.
  - Trained teachers in Early Childhood Education.
  - Research-based curriculum.
  - 2-Three hour classes.
  - Includes support in Spanish and Russian
  - Childcare options for families

# 2014-15 GSD Staffing

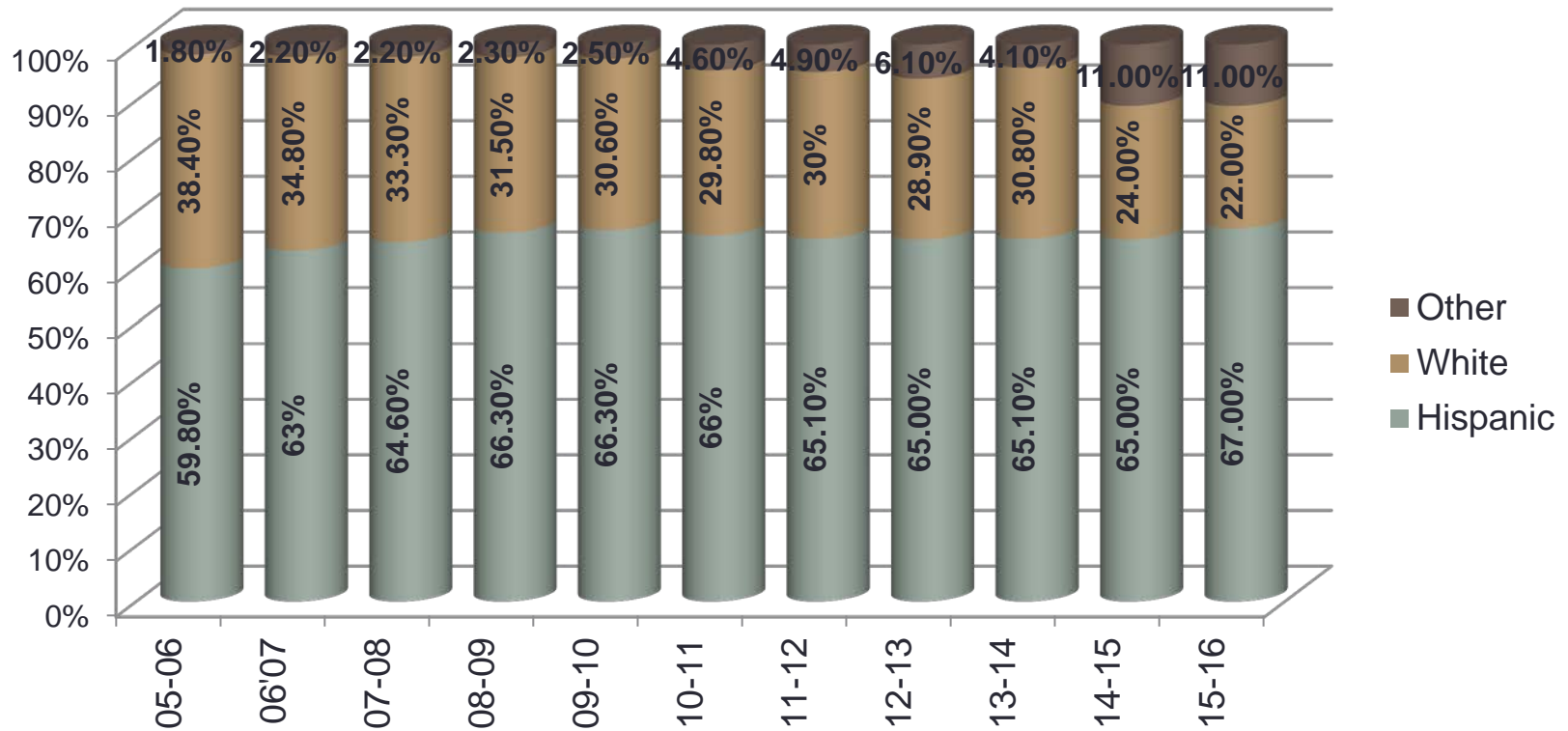
Institution Name	Total Administrators	Total Licensed Staff	Total Instructional Assistants	Total "Other" Staff (incl subs, coaches, advisors & temps as of 12/1/10 per new ODE reporting instructions)
Gervais Elementary School	1.0	25.17	7.36	7.86
Gervais Middle School	1.4	8.60	1.97	3.55
Gervais High School	1.4	16.92	2.49	11.49
Gervais SD 1	2.0	6.43	6.20	11.97
Sam Brown Academy	.20	2.3	.72	.87
	<b>6.0</b>	<b>59.42</b>	<b>18.74</b>	<b>35.74</b>



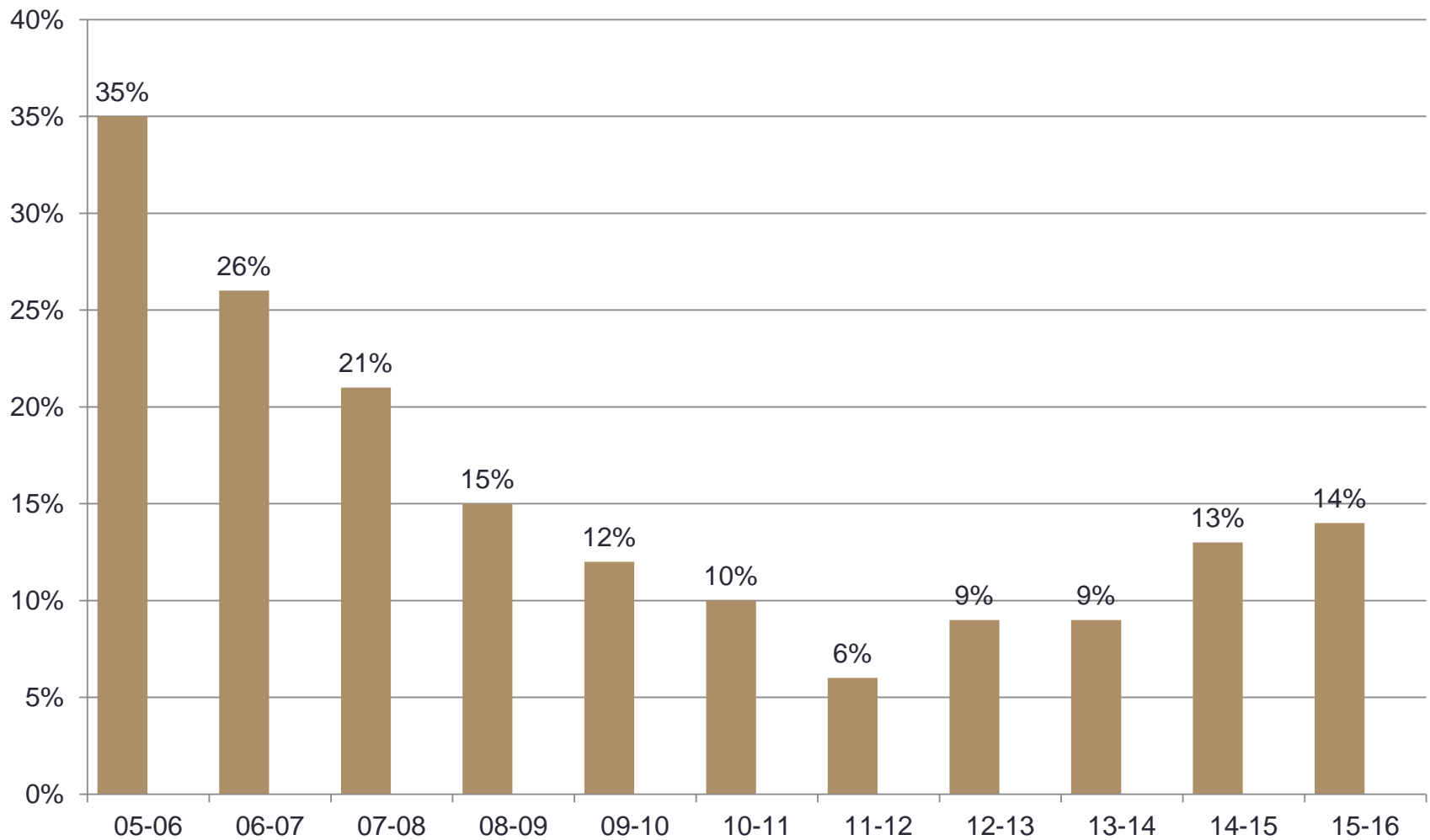
# 2015-16 GSD Staffing

Institution Name	Total Administrators	Total Licensed Staff	Total Instructional Assistants	Total “Other” Staff (incl subs, coaches, advisors & temps as of 12/1/10 per new ODE reporting instructions)
Gervais Elementary School	1.0	23.67	8.37	8.73
Gervais Middle School	1.0	12.14	2.88	4.05
Gervais High School	1.5	17.59	2.82	10.12
Gervais SD 1	1.0	7.12	7.27	18.38
Sam Brown Academy	.50	2.34	.50	.50
	<b>5.0</b>	<b>62.86</b>	<b>21.84</b>	<b>41.78</b>

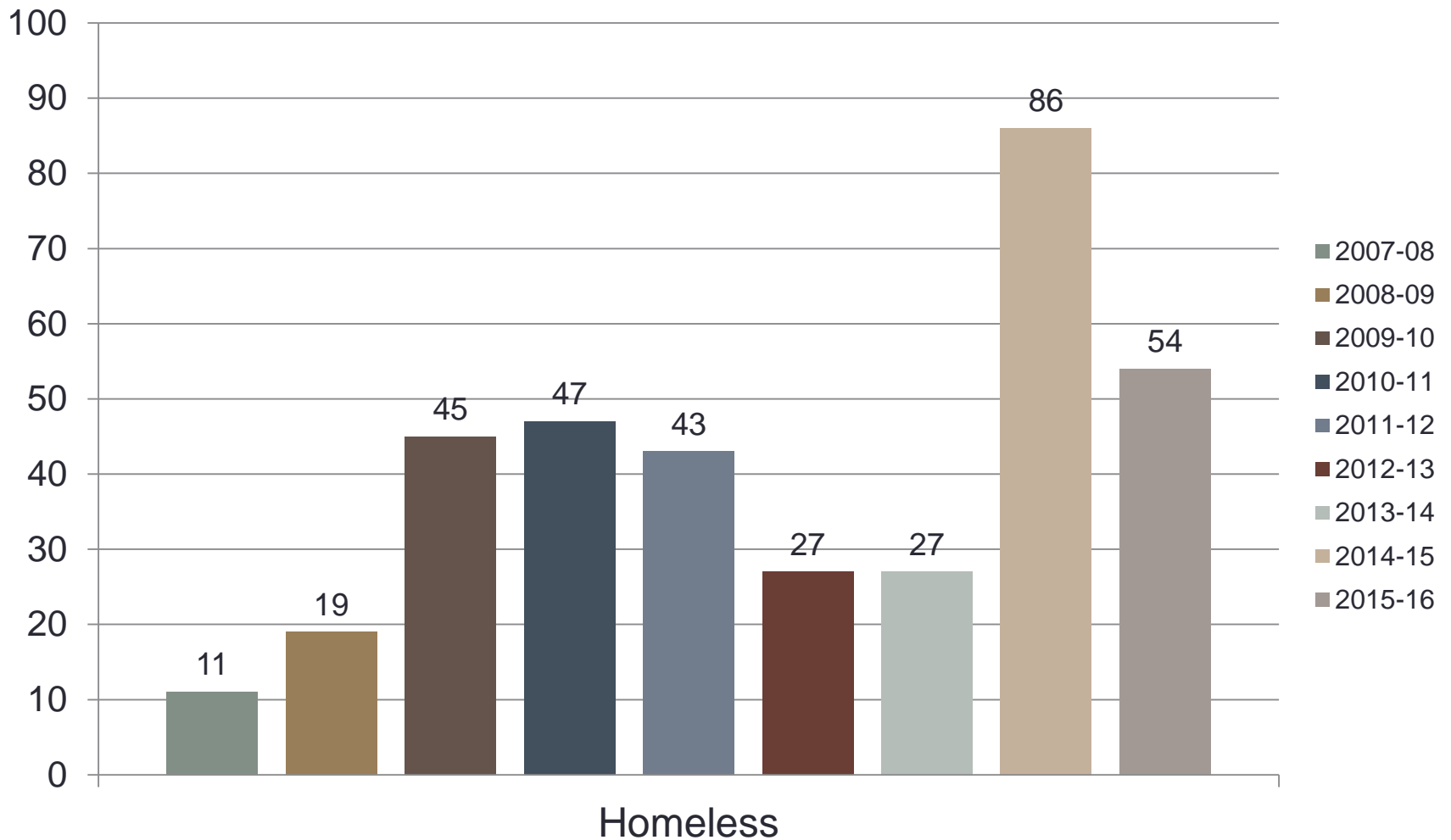
# Ethnic Breakdown (Oct 1 of each year)



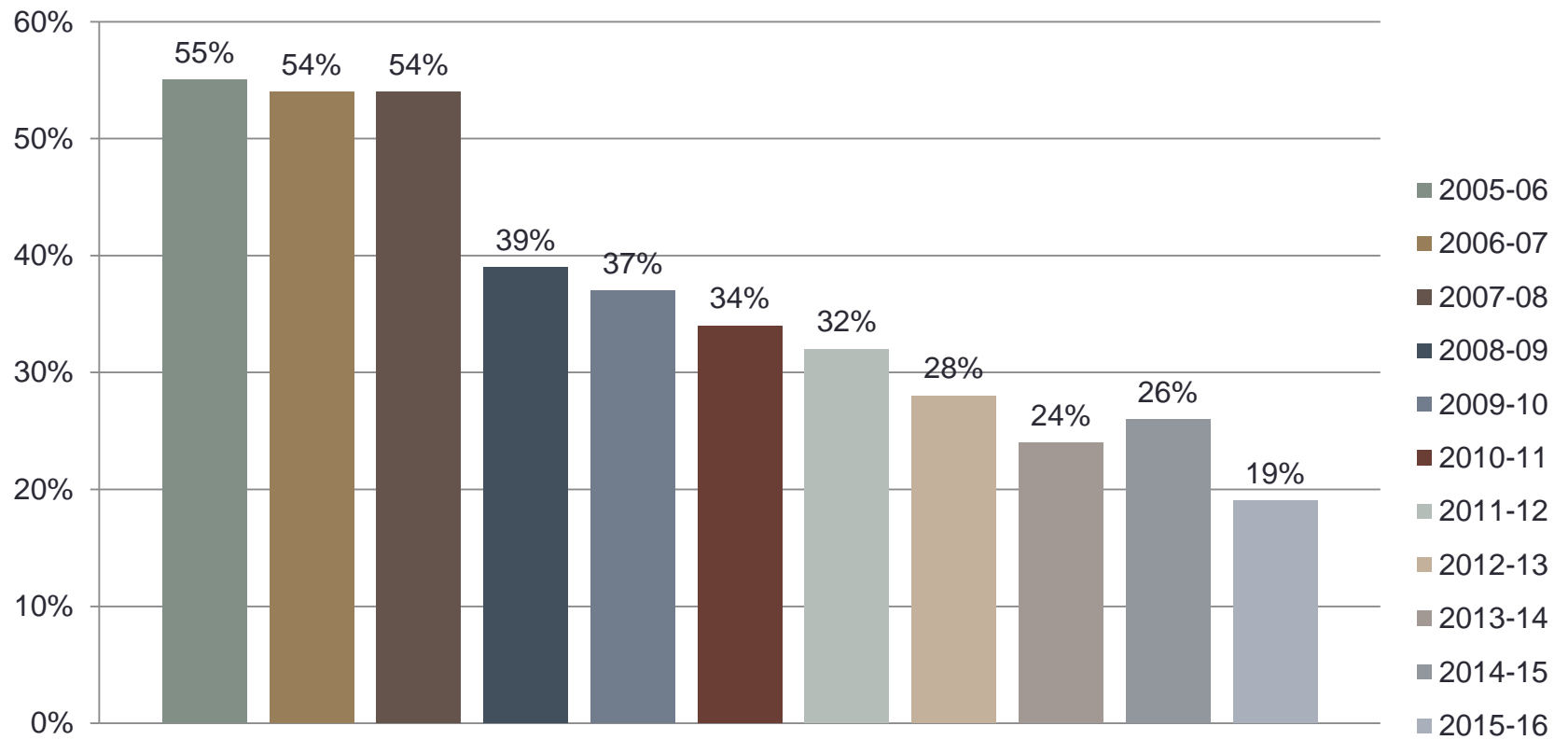
# Migrant



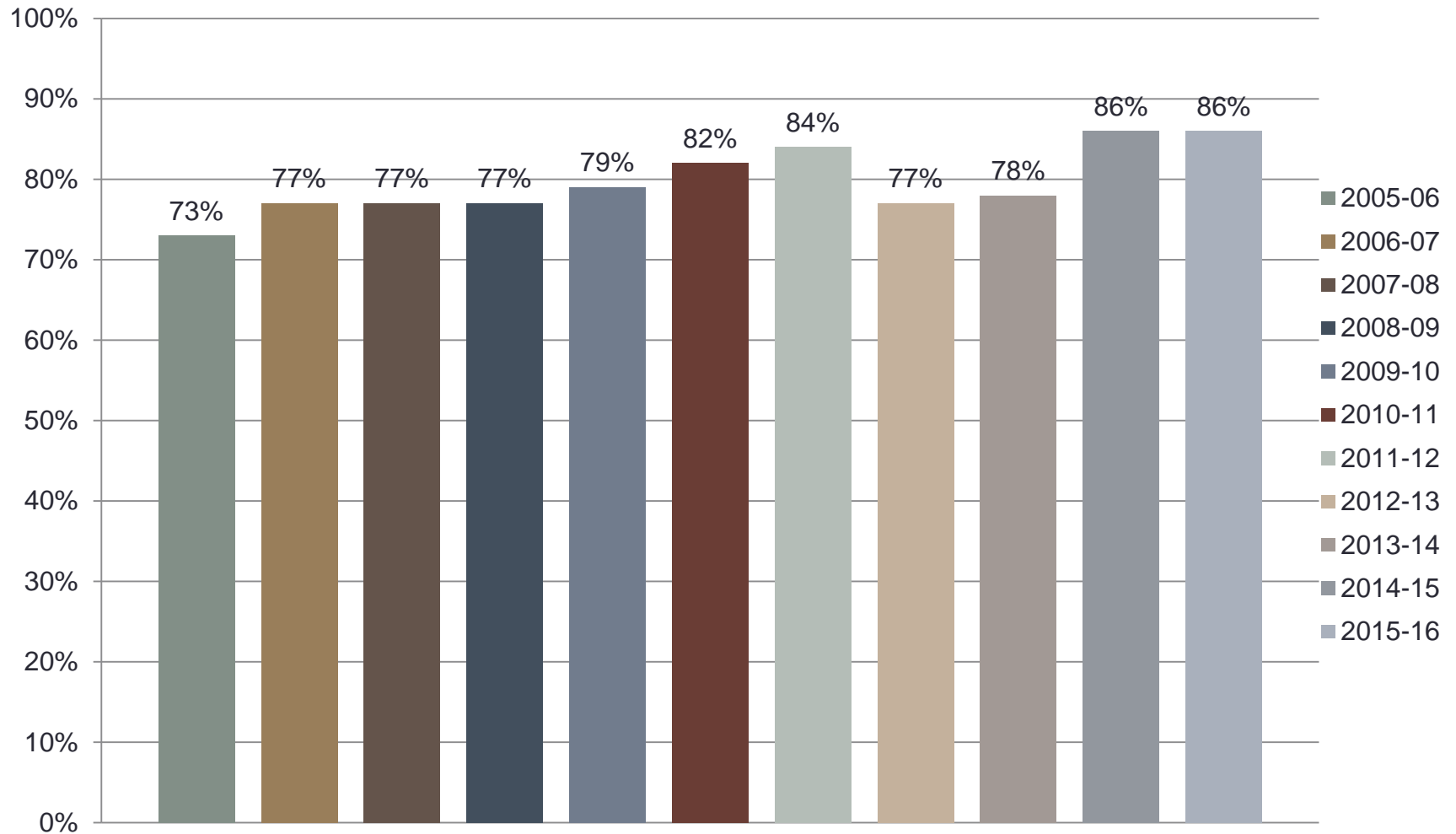
# Number of Homeless Students K-12



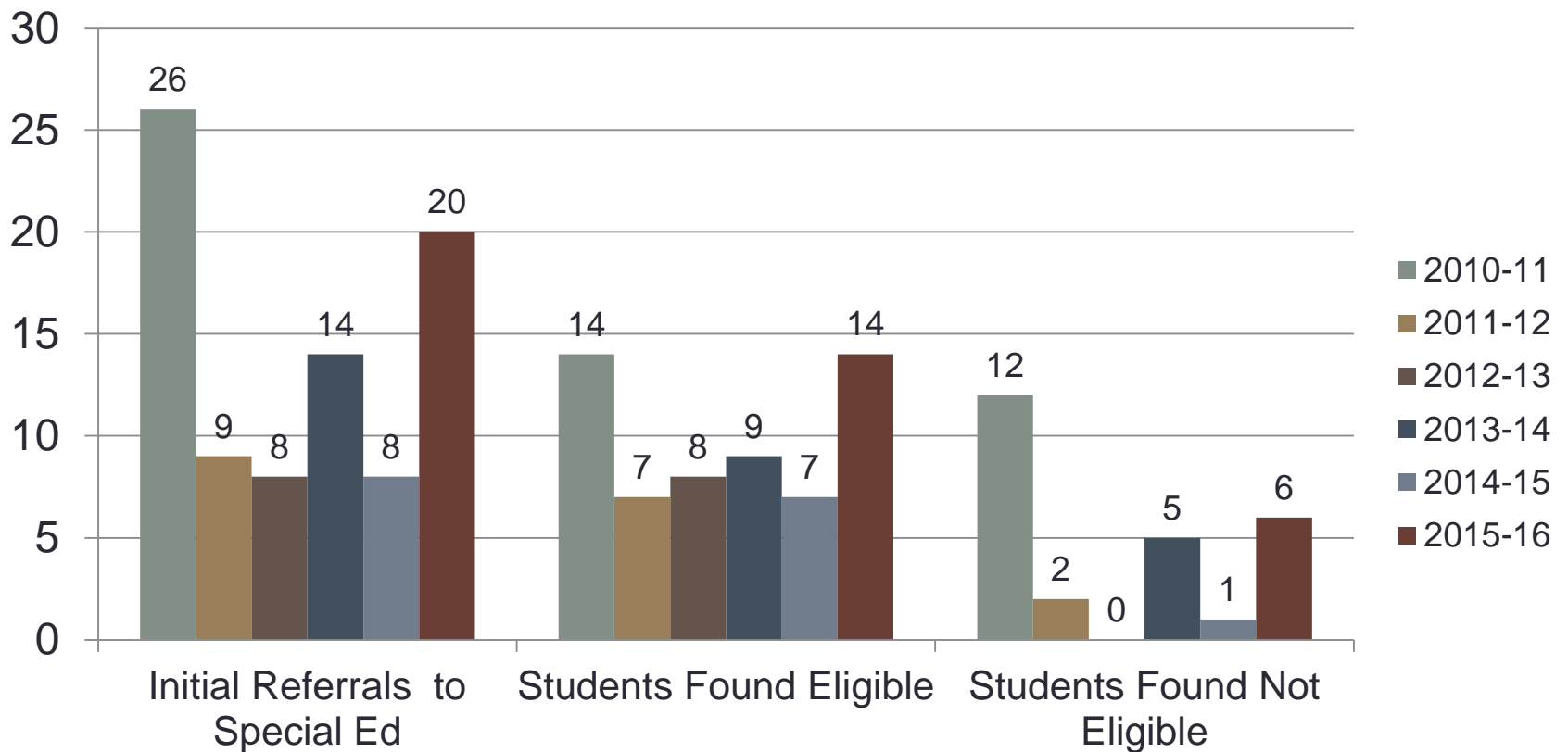
# ELL ADM



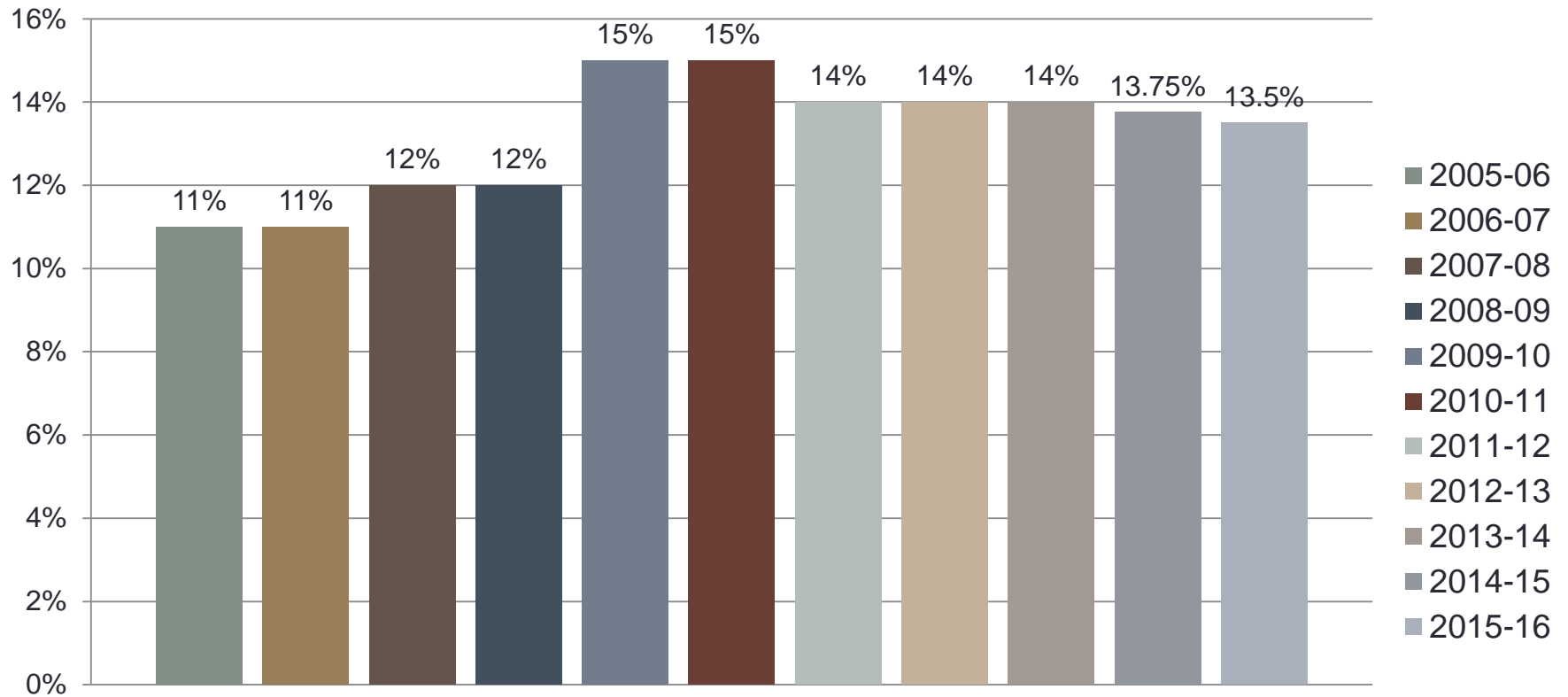
# Economically Disadvantaged



# Initial Referrals to SPED

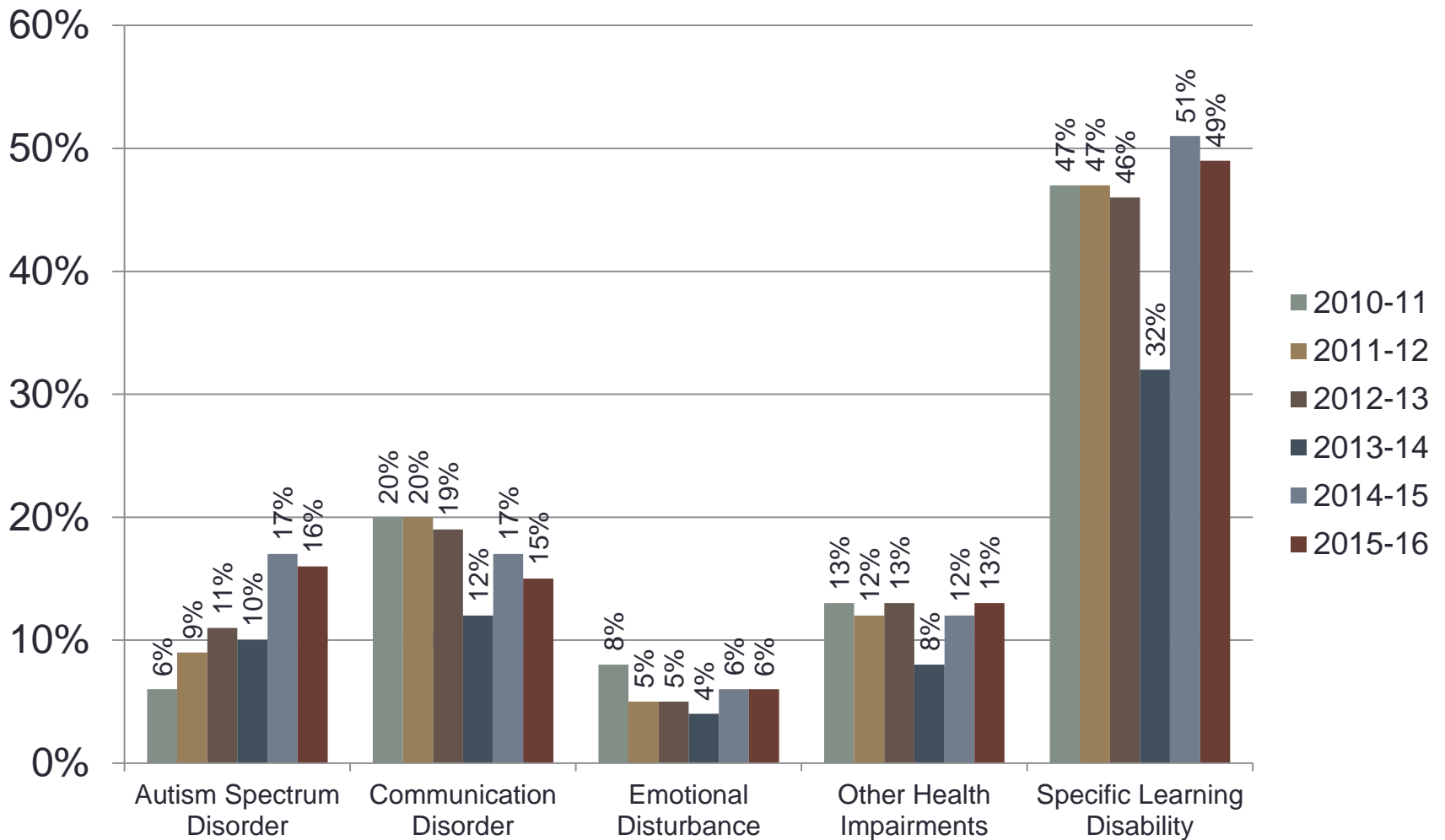


# Special Education

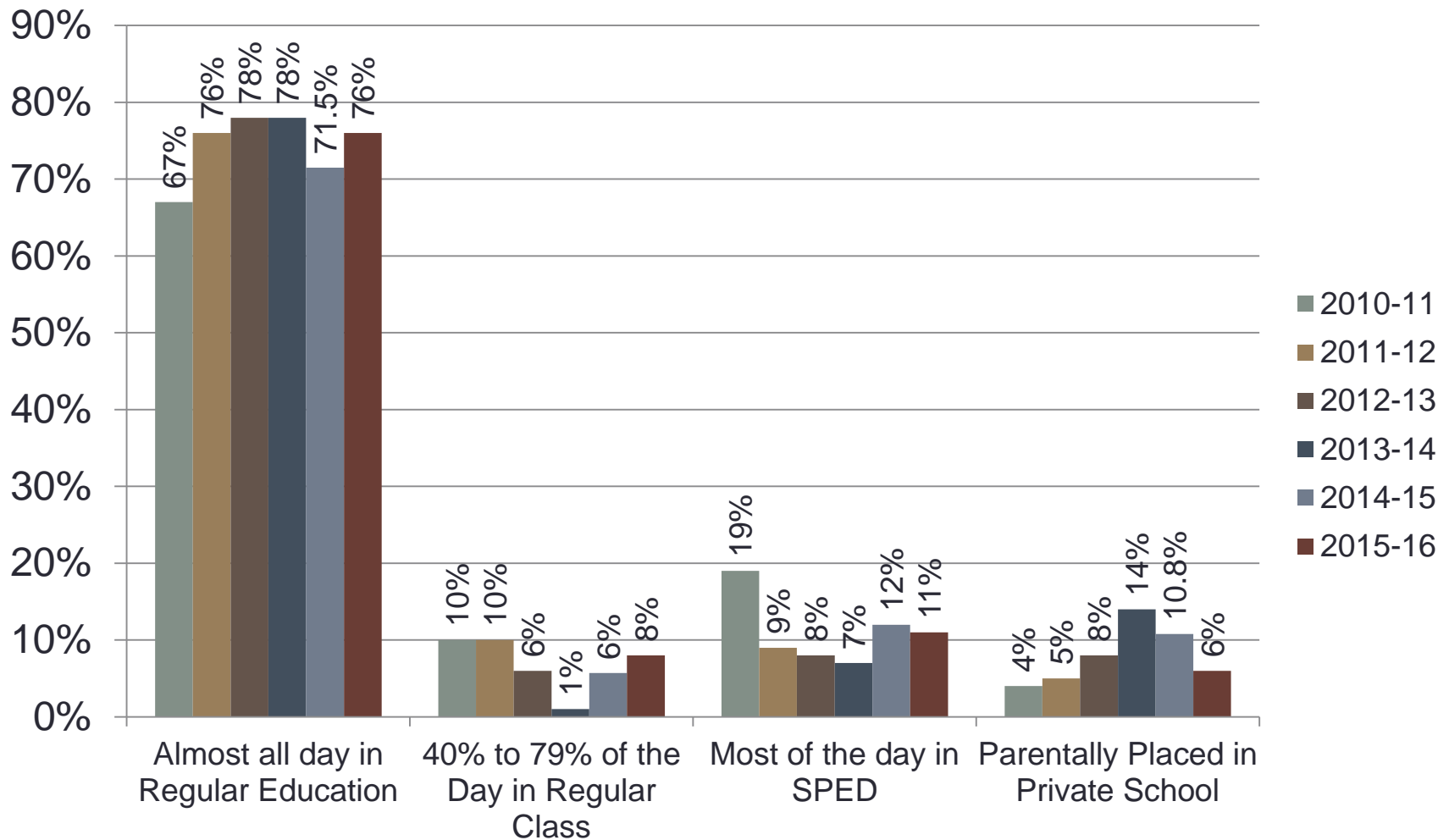




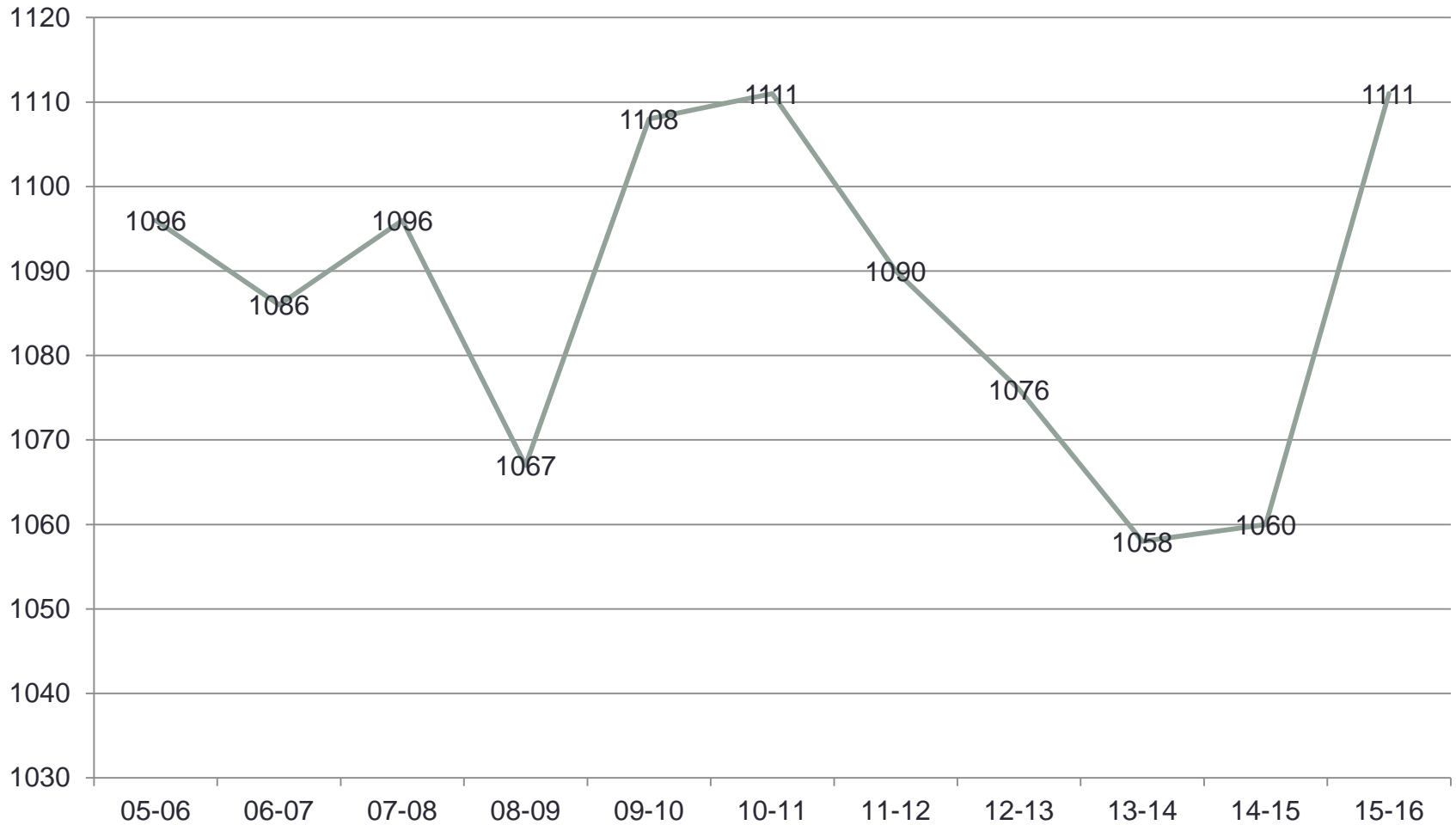
# Primary Disability



# Placement of SPED Students



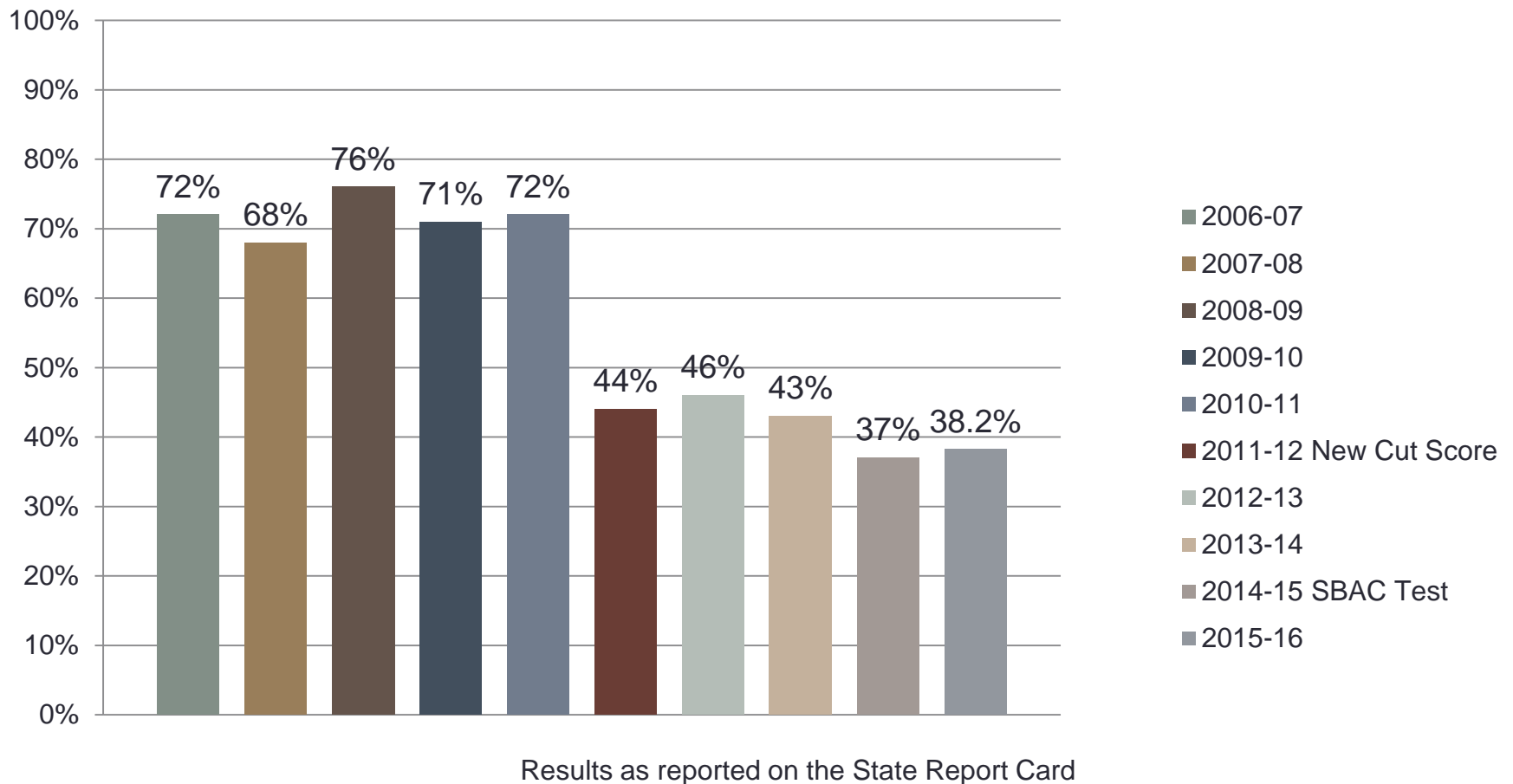
# Membership History (Oct 1 of each year)



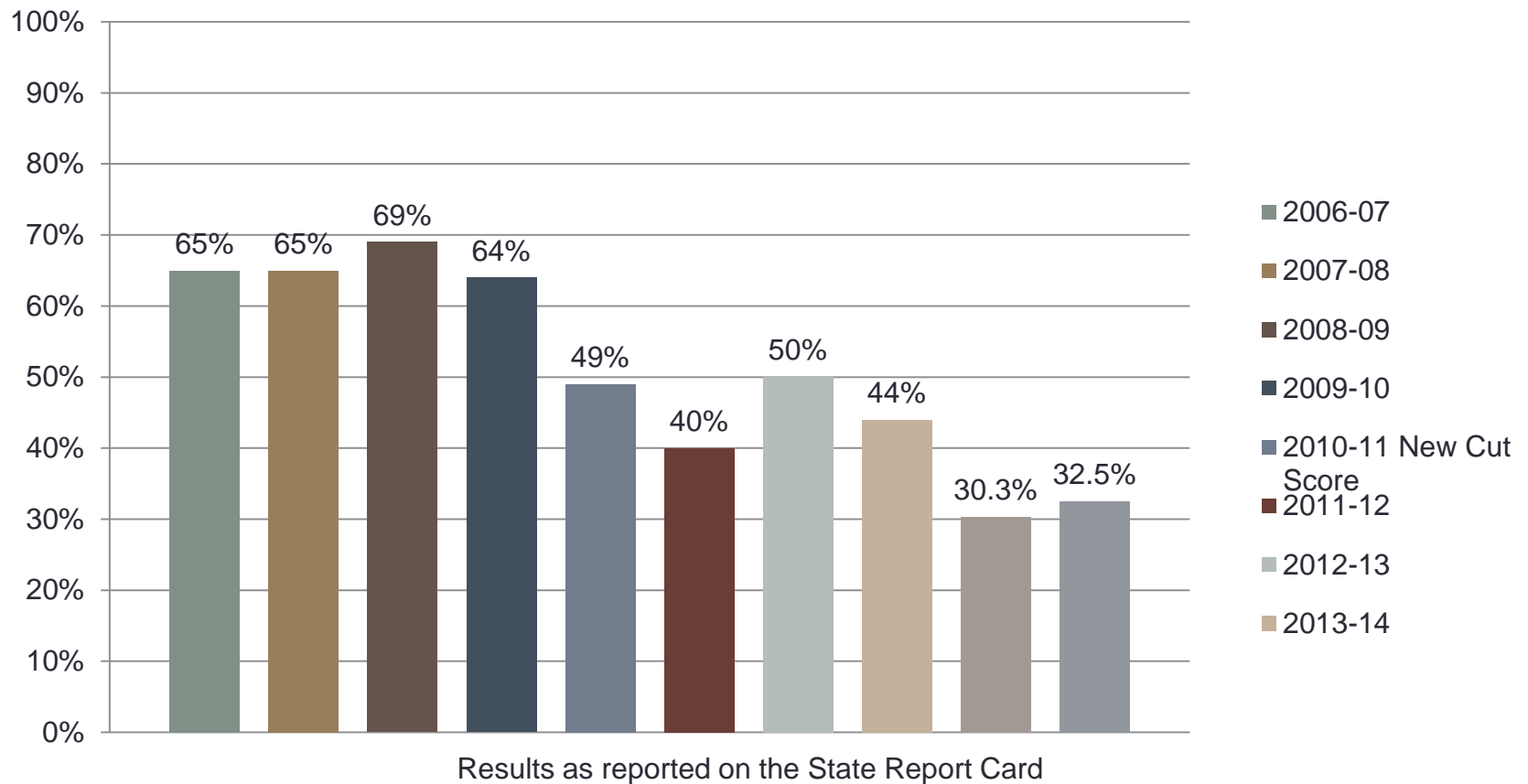
# Gervais Elementary



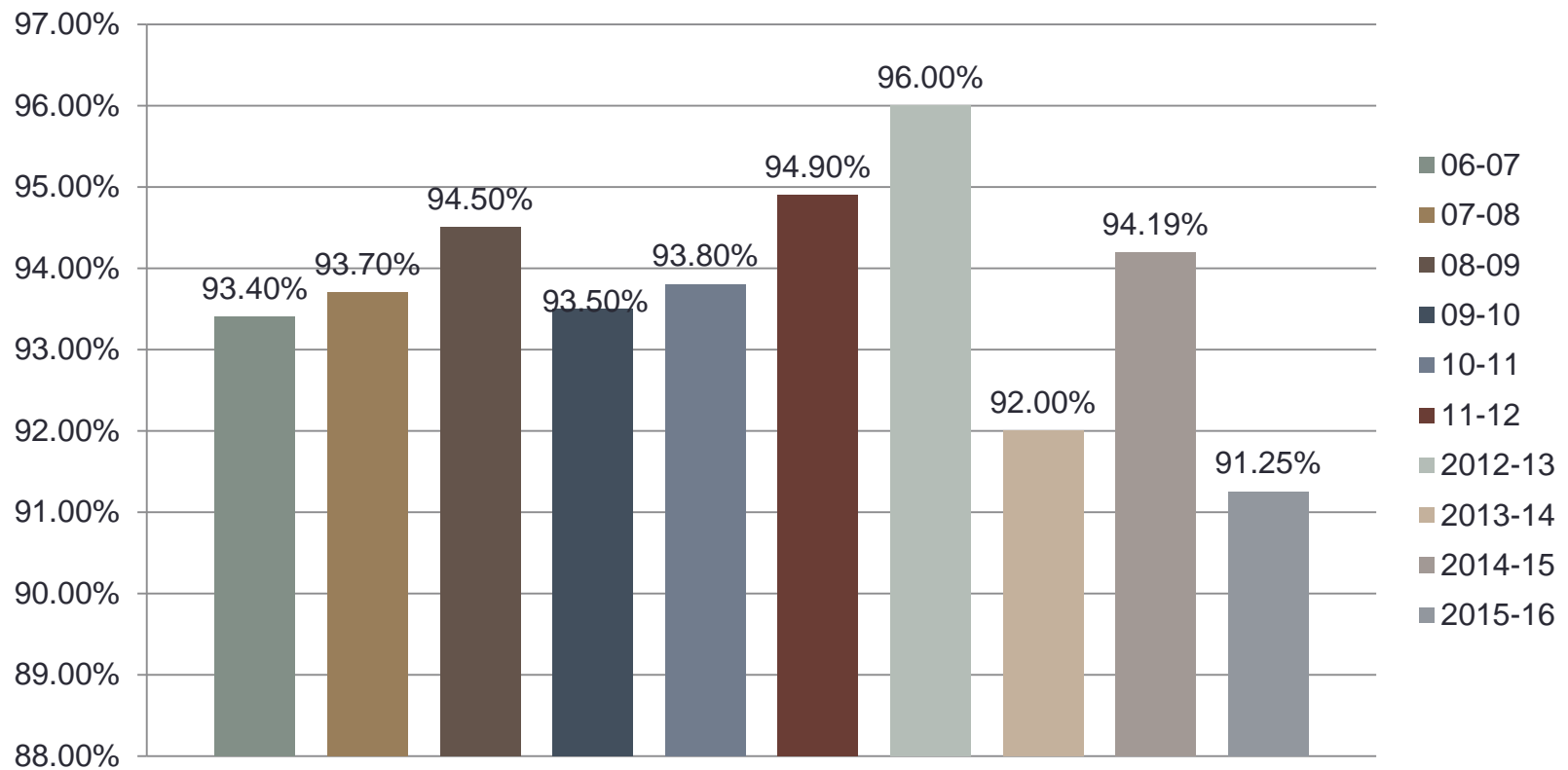
# Reading Knowledge & Skills GES



# Mathematics Knowledge & Skills GES



# GES (EES/BES historical) Attendance Rates



Results as reported on the State Report Card

# GES Focus School

- Title I schools in the bottom 5%-15% in academic achievement in the state are considered “focus” schools.
- GES has been a “focus” school 4 years (1 cycle is 4 years)
- We expected to be out of “focus” status at the end of this year but the introduction of the Every Student Succeeds Act (ESSA) has caused a freeze on reclassification for an additional year.



# Academic Growth

## Fall to Winter

- Assessment used was STAR 360 (Grades 3-5); we are excited to see how closely it predicts SBAC results for our students!
- Reading
  - Fall = 37% on grade level
  - Winter = 37% remain on grade level
  - Spring = TBD in June
- Math
  - Fall = 31% on grade level
  - Winter = 52% on grade level
  - Spring = TBD in June

# Goals Remain the Same

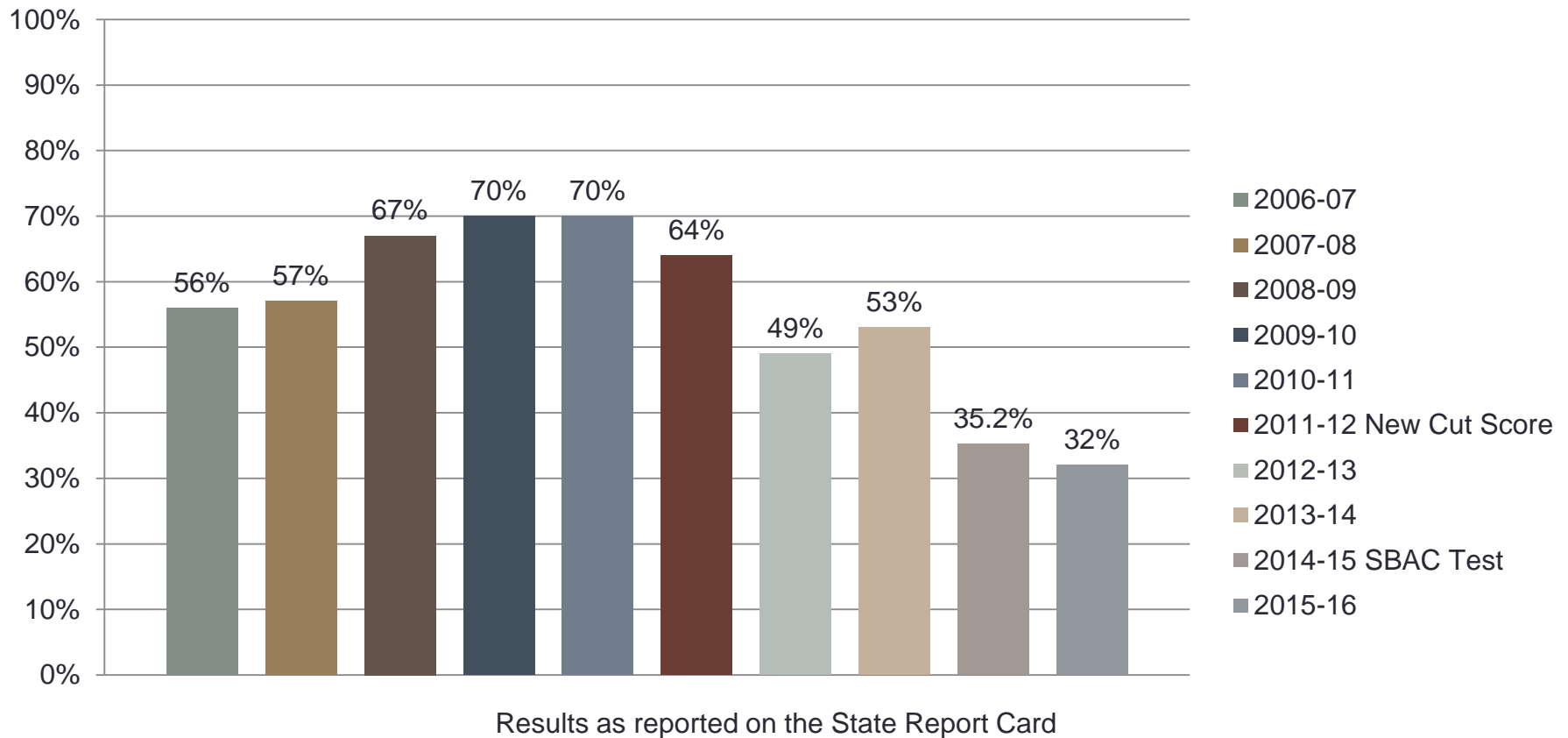
- Refine and Practice the Professional Learning Community (PLC) cycle.
- Continue to work on intervention model to include: in class differentiation, push-in model, individual tutoring, extended day and extended year.
- Create a climate/community of learners

# Gervais Middle School



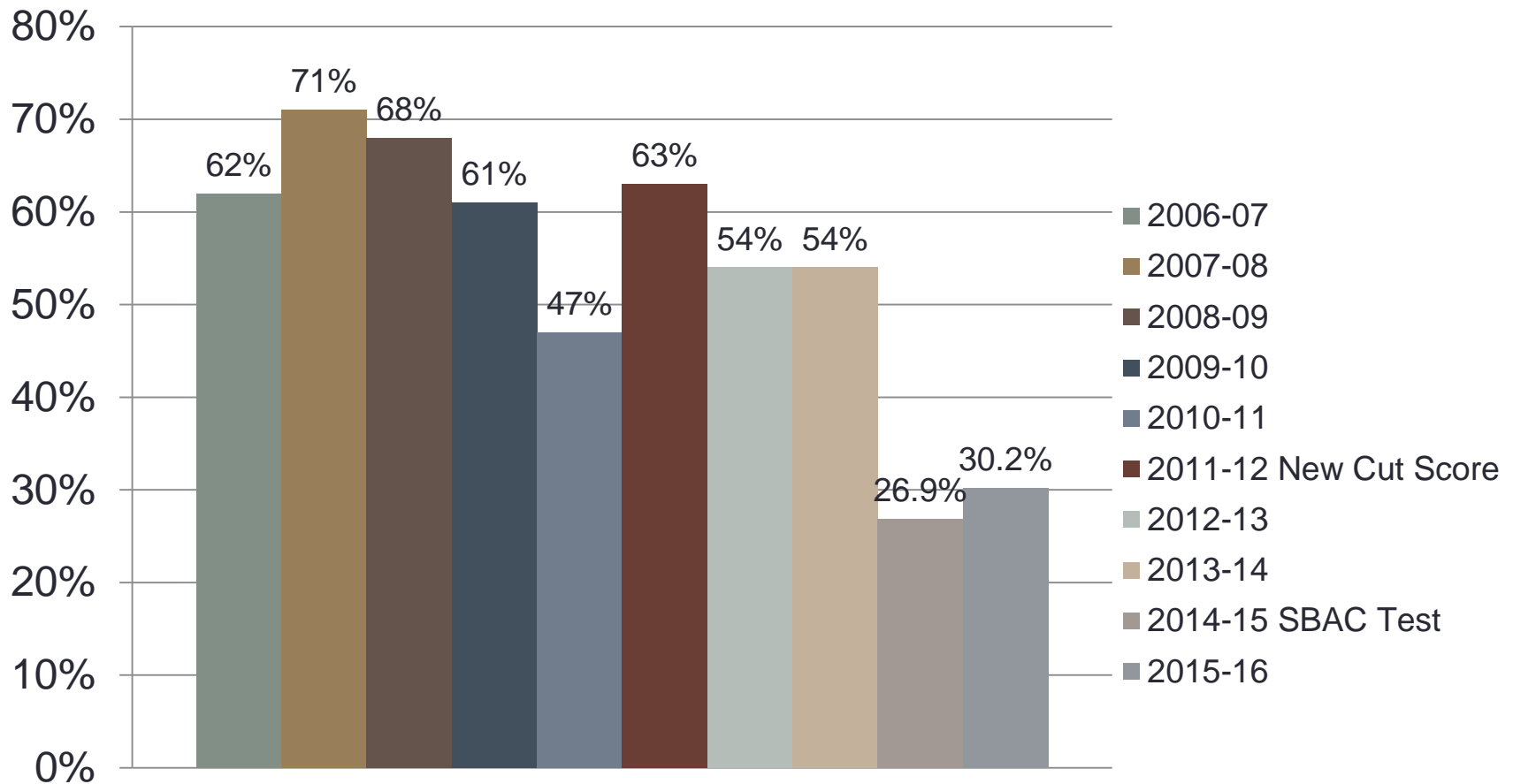
# Reading Knowledge & Skills

## Gervais Middle School

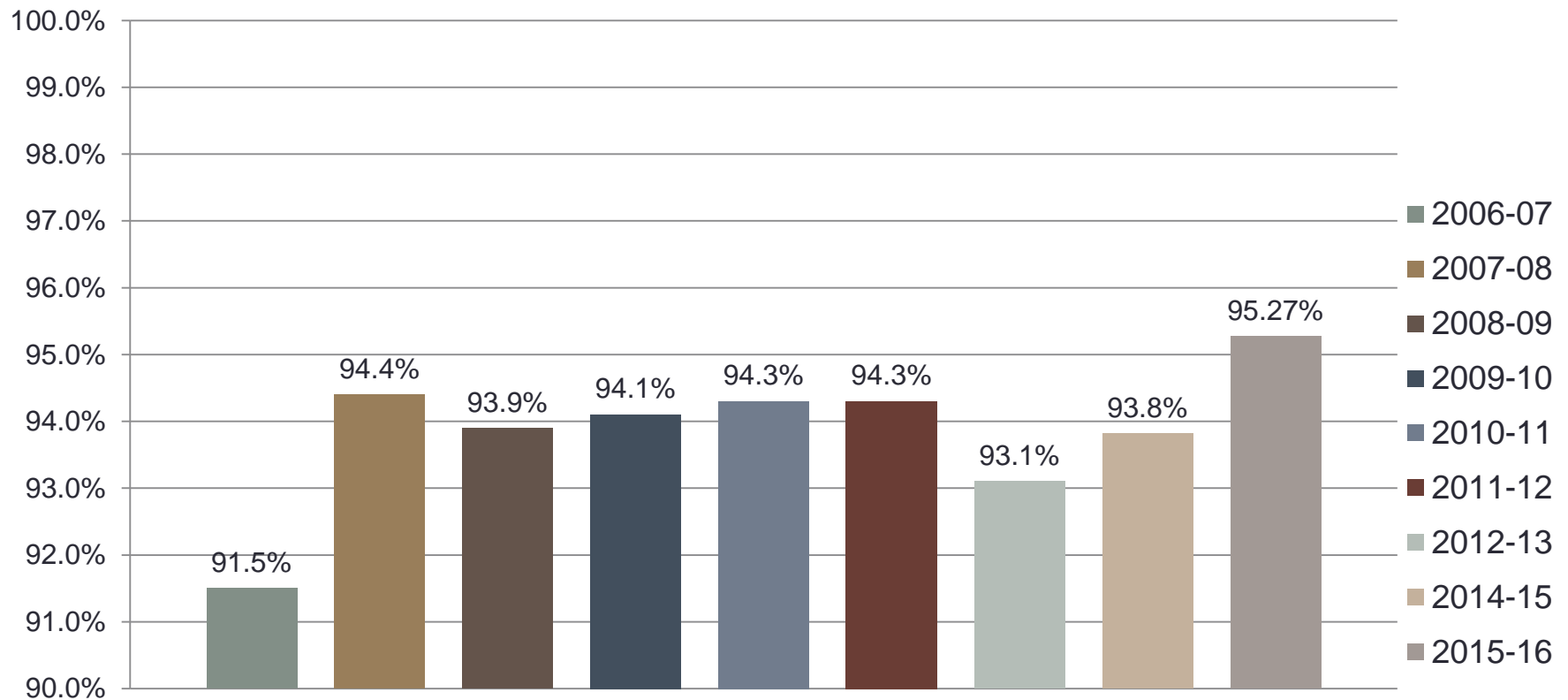


# Mathematics Knowledge & Skills

## Gervais Middle School



# Gervais Middle School Attendance Rates



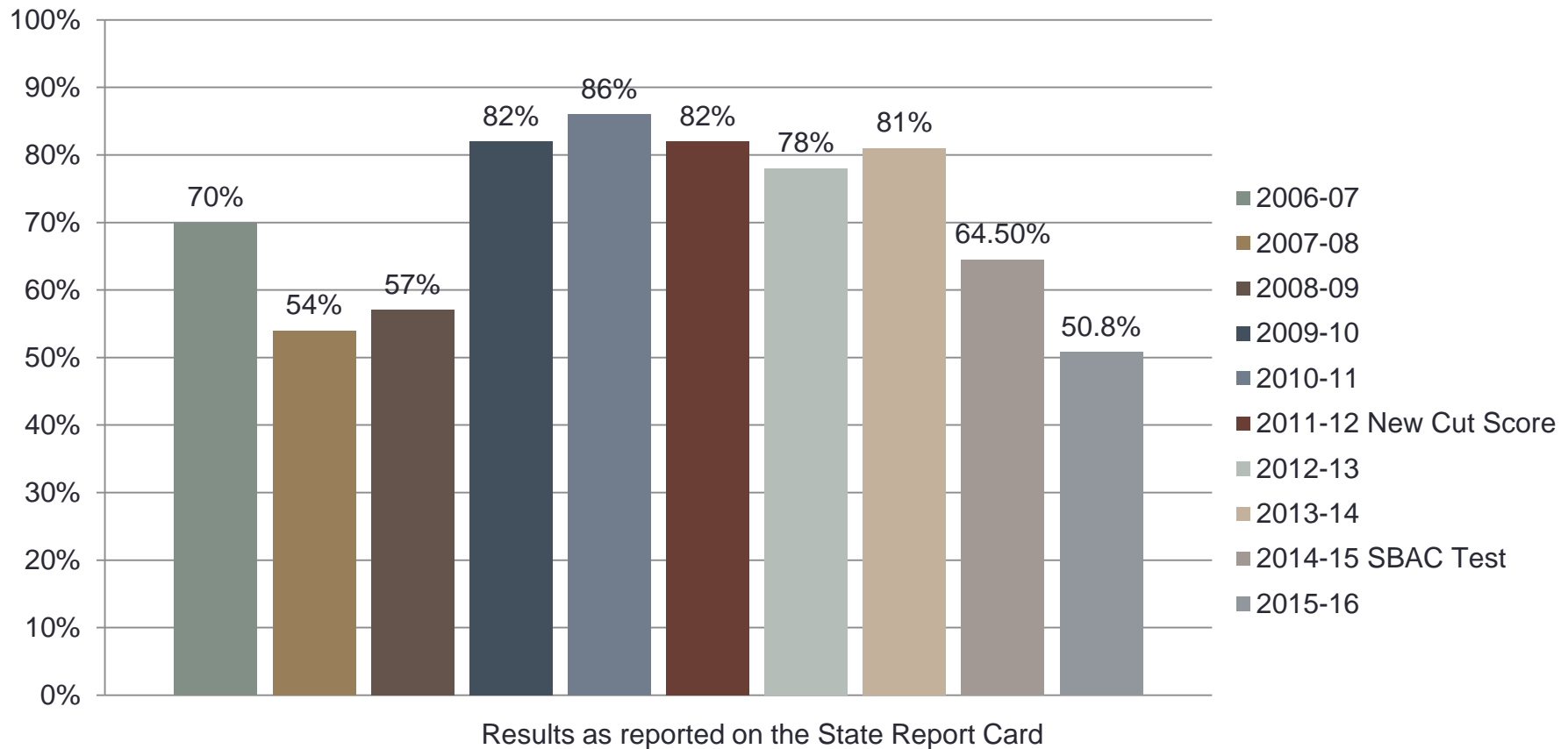
Results as reported on the State Report Card

# Gervais High School



# Reading Knowledge & Skills

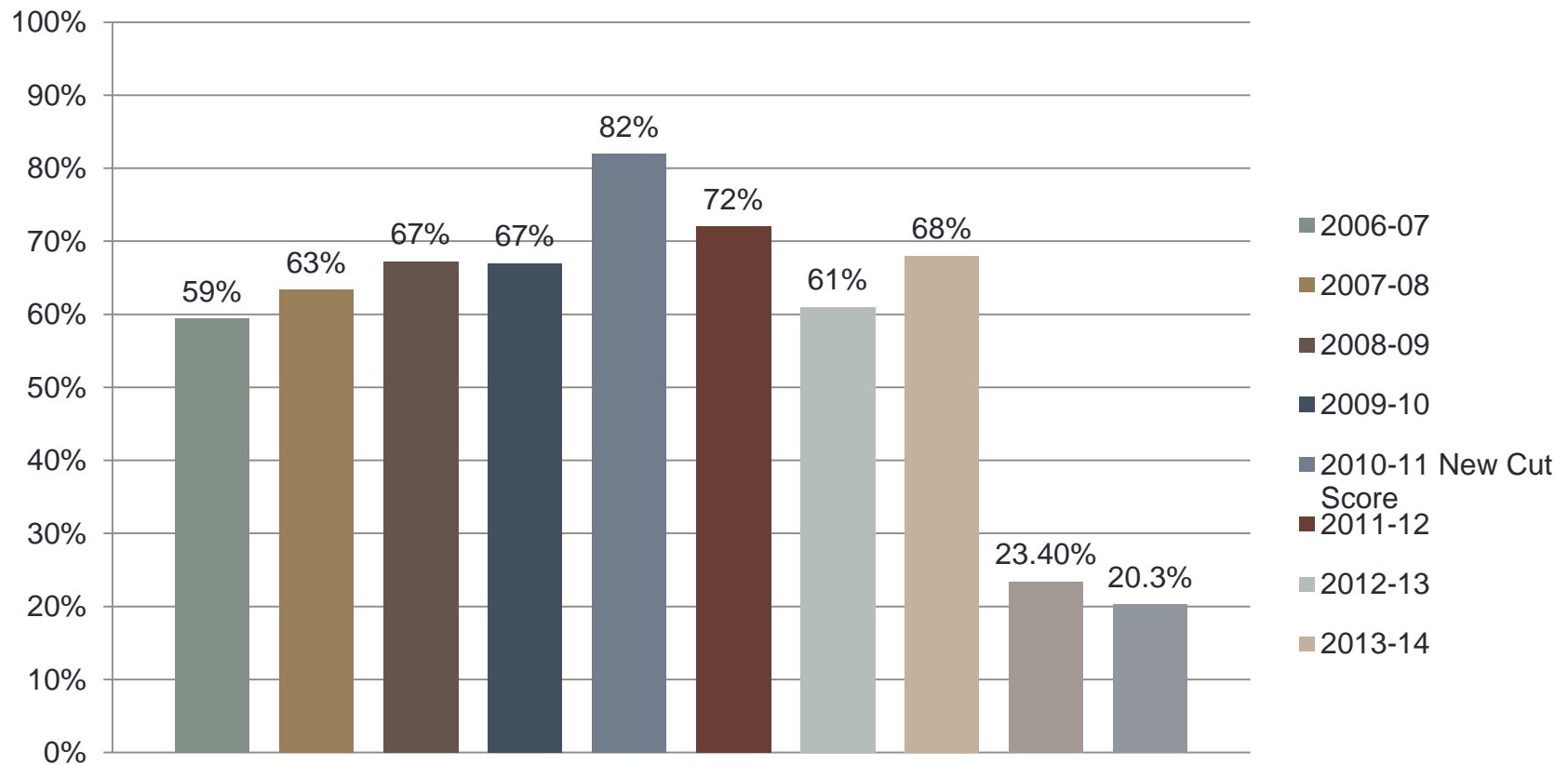
## Gervais High School





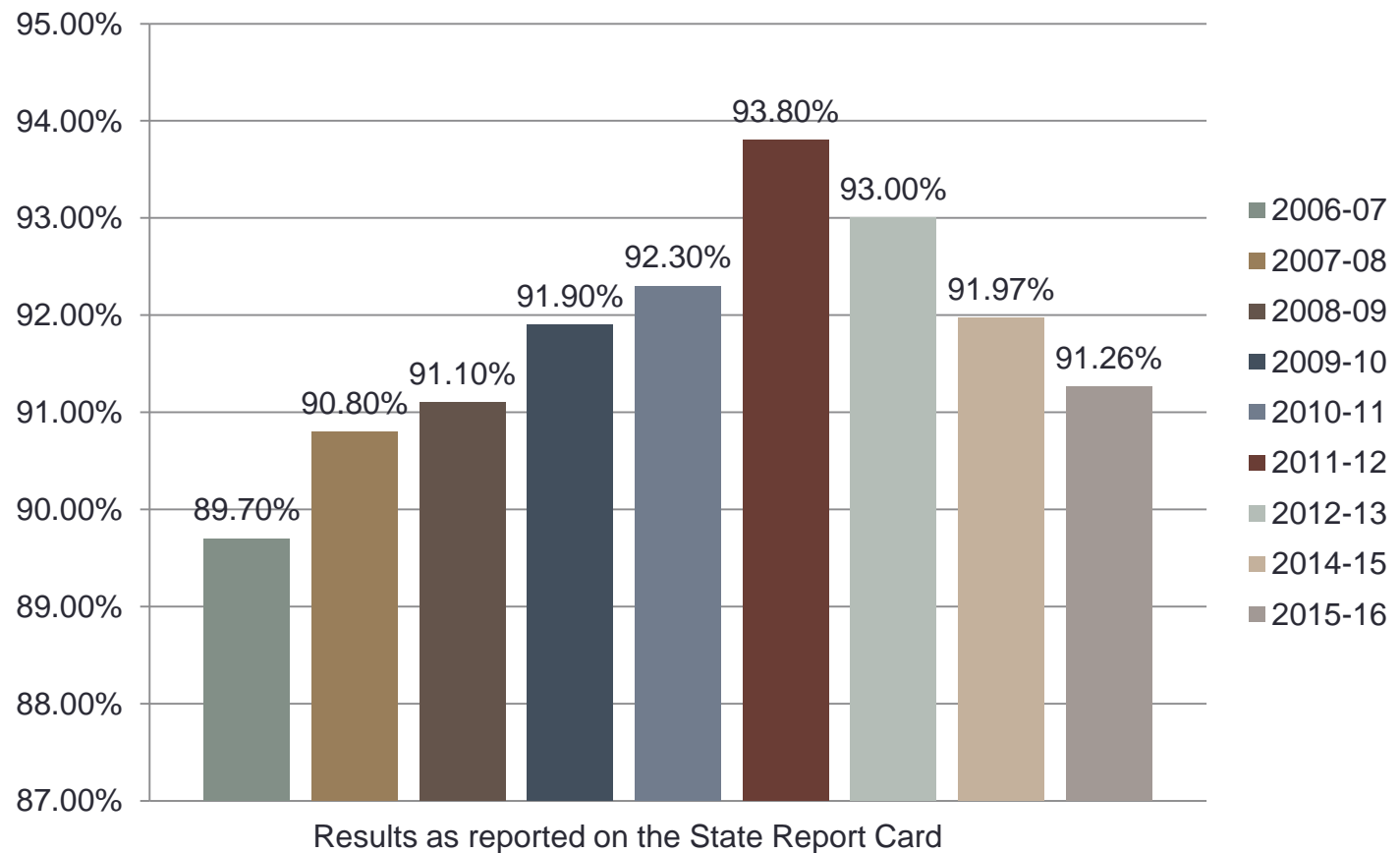
# Mathematics Knowledge & Skills

## Gervais High School

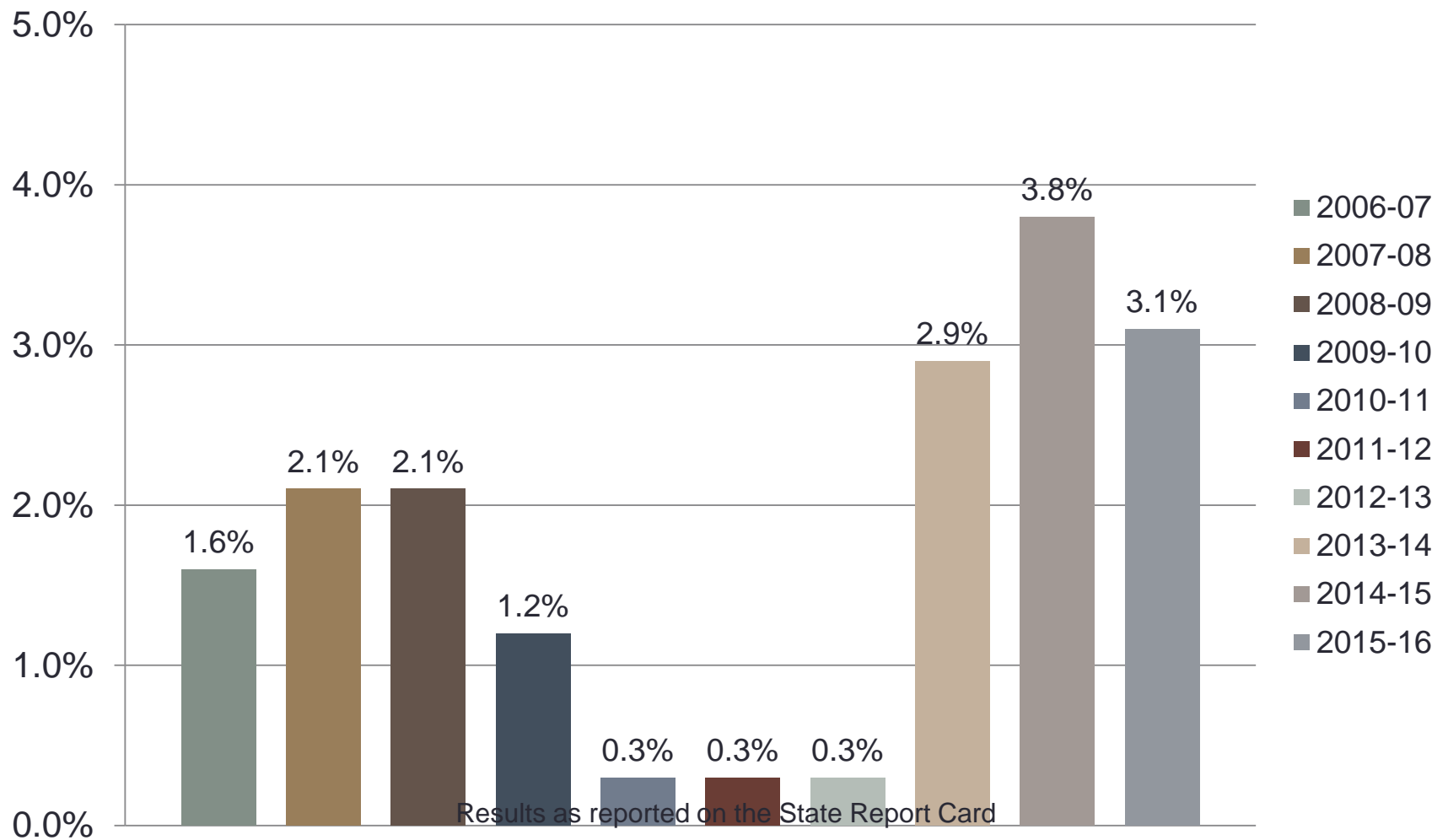


Results as reported on the State Report Card

# Gervais High School Attendance



# Gervais High Drop Out Rates



# Sam Brown Academy Focus School

- **General Summary**

- SBA staff has developed a restructuring plan for next year based on analyzed information.
- We have a supportive environment and improved guidelines focused on student academic achievement, daily attendance and positive student behavior.
- Student mental health is also being addressed and assessed.

# SBA School Improvement Funding

SBA was awarded \$17,551 for the school improvement during the 2015/2016 school years. We have currently spent the majority of the awarded amount. The purchases have been focused on acquiring online curriculum licenses, software to support interventions, and professional development with classroom management.

SBA has been awarded \$16,077 for the 2016/2017 school years. The money will be used and spent primarily the same way which will help us to continue to increase student performance daily.

# SBA Positive Accomplishments

- Mid-year staffing changes to accommodate learning style and environment.
- Improved online learning system.
- Comprehensive school improvement plan for 2016/17.
- Strengthened GED and Post Grad partnerships with Chemeketa Community College.
- Positive student incentive programs were developed.
- Strong partnership and support from ODE.
- Student progress in Odysseyware has jumped dramatically in the second semester.
- Restructuring of classroom and other instructional space has led to increased performance.

# Accomplishments

- 61% of students who needed 8 or less credits at the beginning of the year graduated or received a GED.
- We have strengthened our student intake process.
- Sam Brown Students will be able to take core, elective, and CTE classes from GHS certified teachers.
- Clear direction for professional development has been determined for next year.
- Significant increase seen with student attendance, behavior and academic performance.
- Attendance: Our Student Daily Attendance went from 49.5% in September to 79%-85% for each month since.
- Behavior: The negative behavioral incidents has been reduced from 5-10 a month to maybe only 1-2 a month.
- Academic Performance: The number of daily assignments completed online has increased from an average of 30-40 a day to 160-168 a day.

# Sam Brown Academy Alternative School

## **2014-15 assessment information**

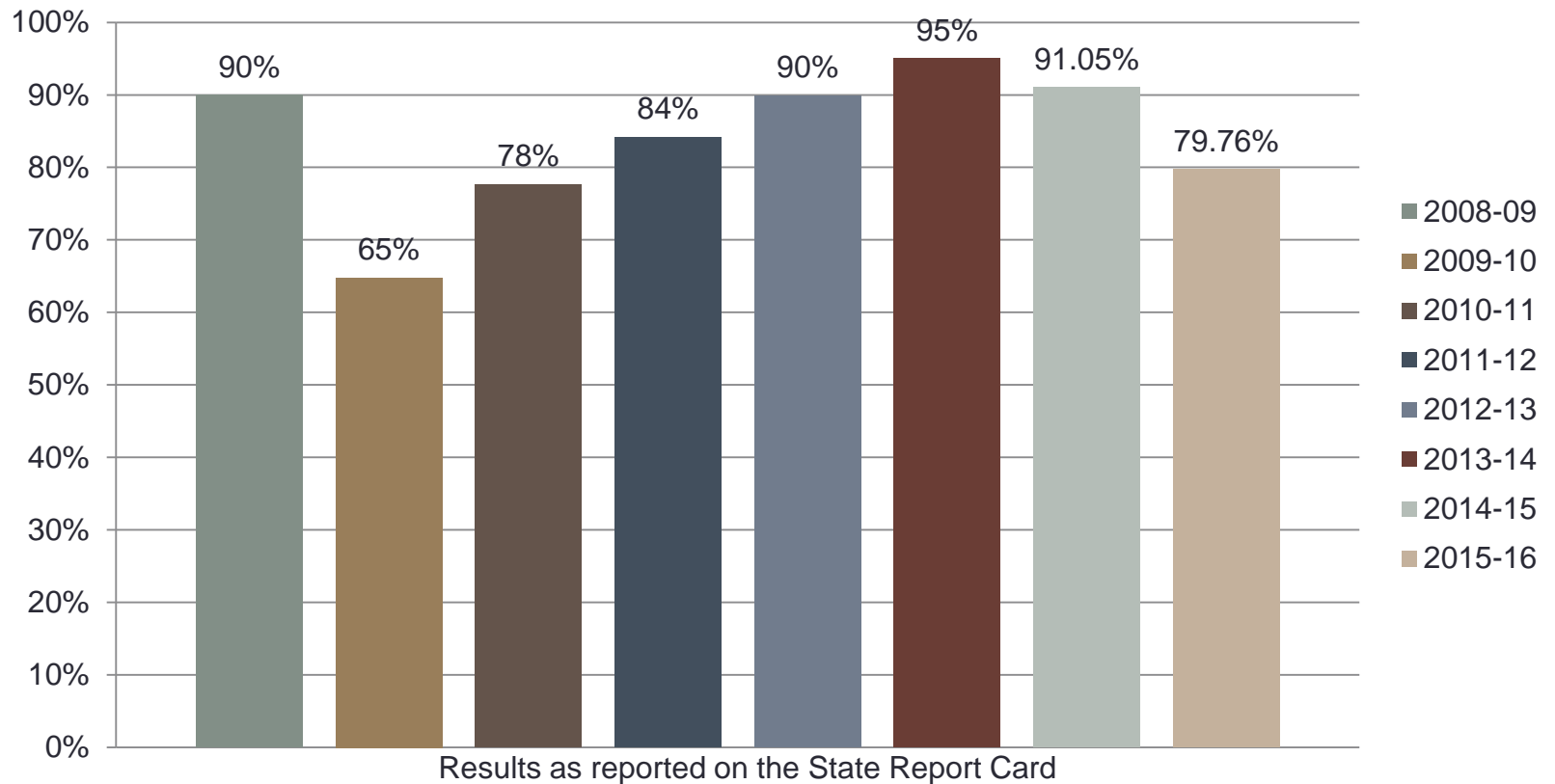
- Reading Percent Passing: 15.4%
- Mathematics: <5 (less than 5 people achieved a level 3 or 4)

- **2015-16 assessment information**

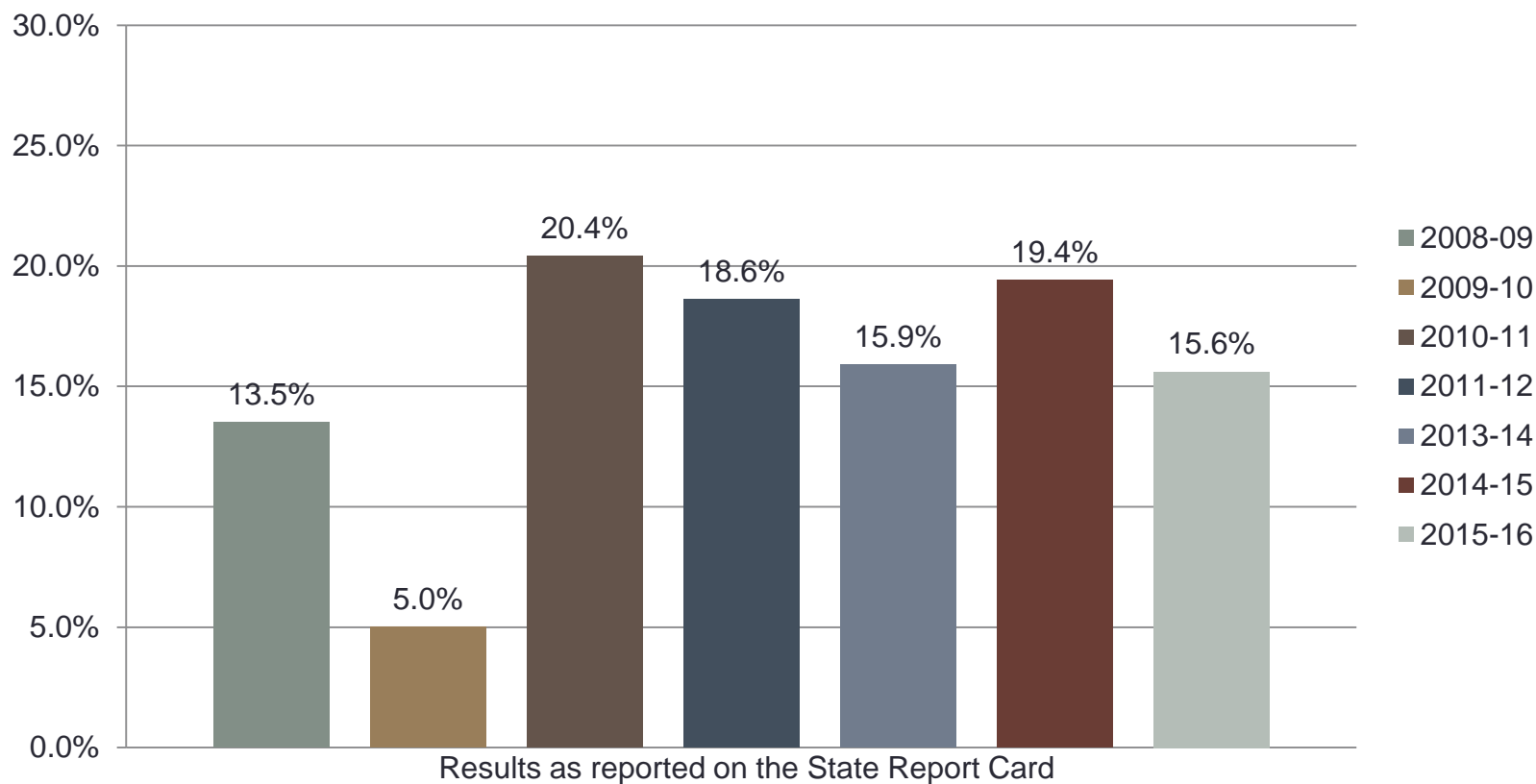
- Reading: data suppressed to protect student confidentiality
- Mathematics: data suppressed to protect student confidentiality



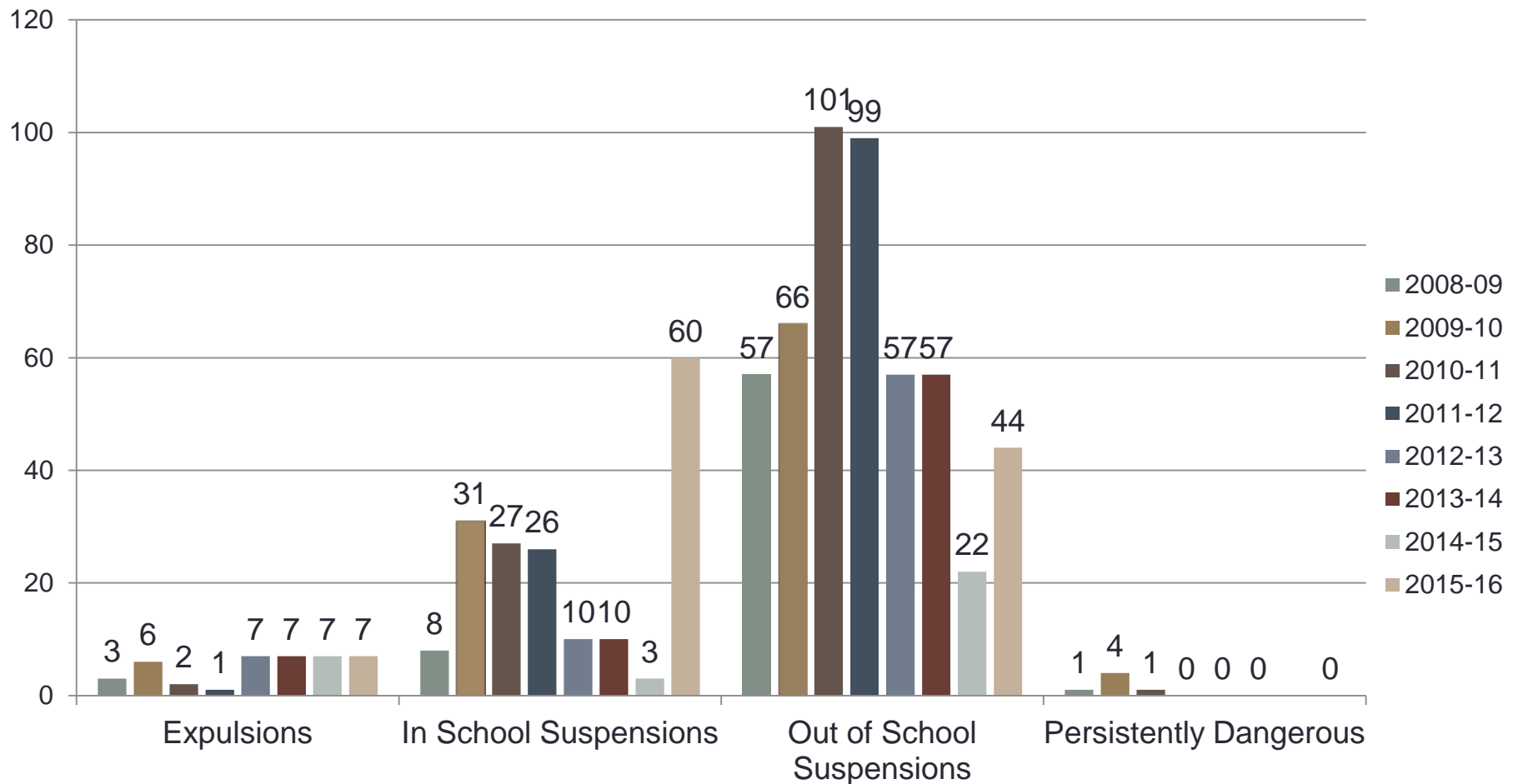
# Attendance Rates – SBA



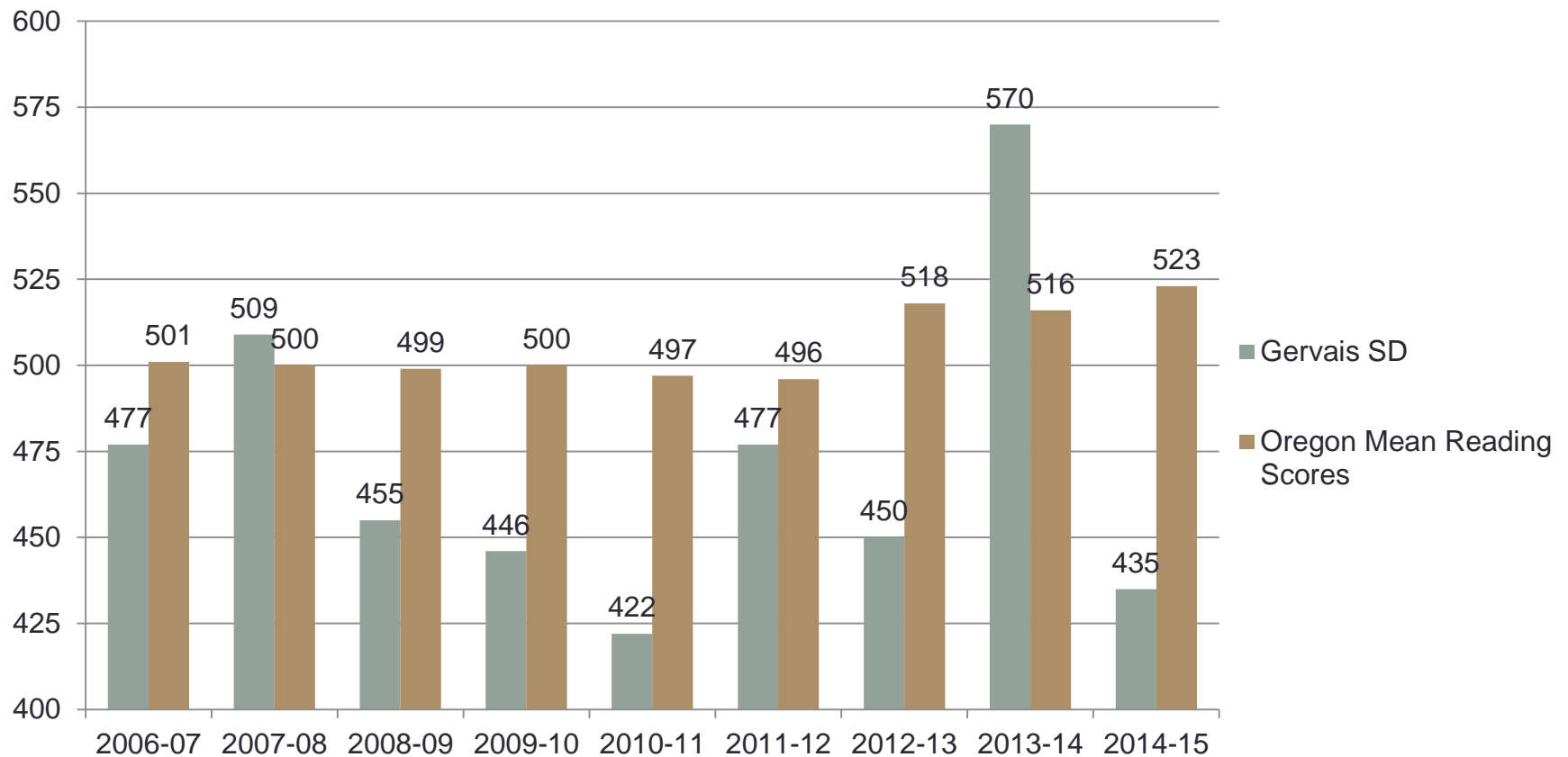
# Drop Out Rates – SBA



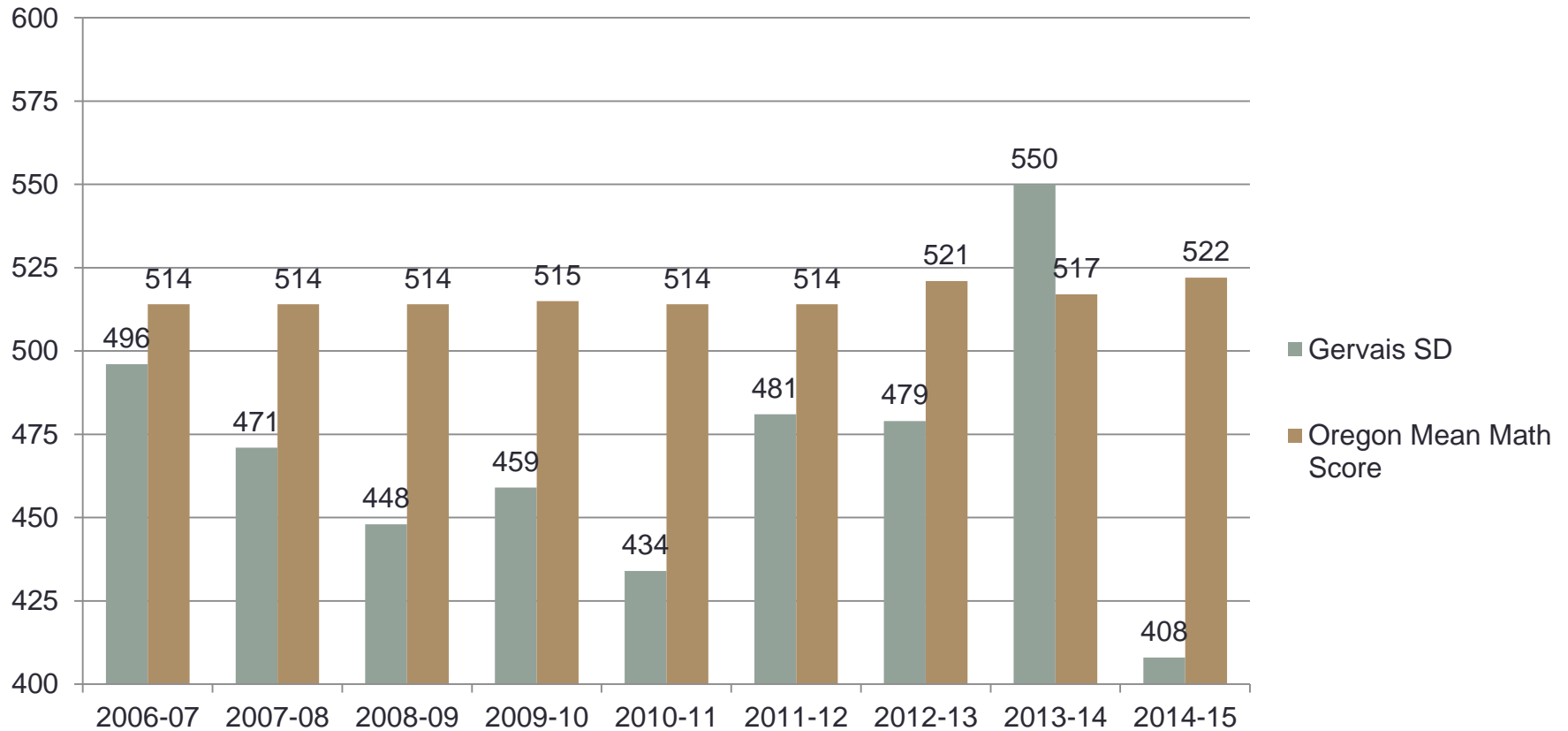
# Discipline / Incidents (District-Wide)



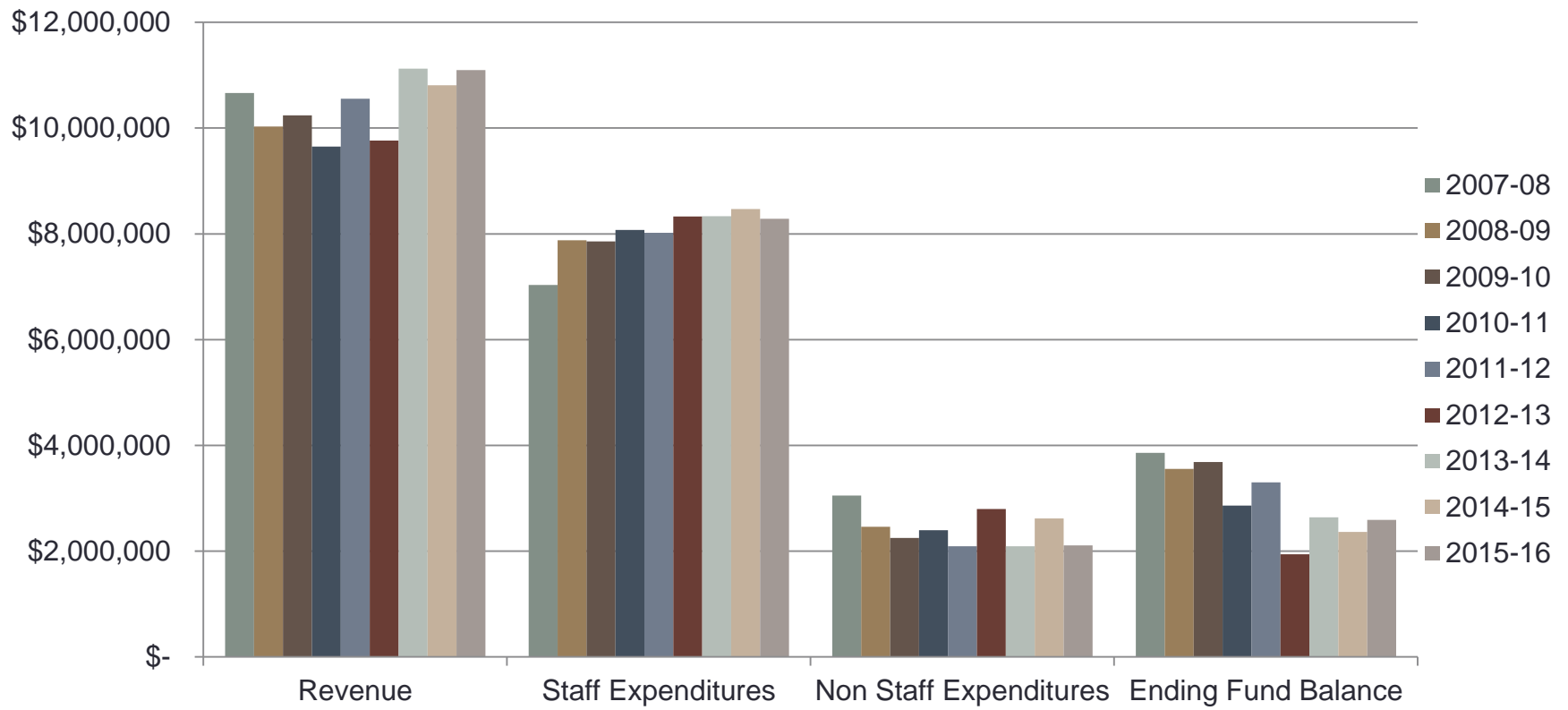
# SAT Critical Reading Test Scores



# SAT Math Scores



# Financial





*Oregon's Best Rural  
Destination District*

# Strategic Plan

**"We Focus on the Following..."**

Quadrant A:

## INSTRUCTION AND LEARNING

- Developing clear achievement goals and outcomes aligned with learning strategies and effective use of data
- Ensuring effective, ongoing professional development aligned with district learning goals

Quadrant B:

## STUDENT OPPORTUNITIES

- Ensuring comprehensive instruction for all levels, Pre-K to 12th grade
- Expanding Career & Technical Education and instructional technologies to support instruction: *Horticulture, Agriculture, Health Occupations, Technology, Early Learning*

Quadrant C:

## PARTNERSHIPS AND COMMUNITY INVOLVEMENT

- Communicating with families and stakeholders on student learning
- Exploring partnerships to expand instruction

Quadrant D:

## DISTRICT FACILITIES AND PLANNING

- Planning for short and long-term facilities goals
- Expanding communication for district facilities planning and projects
- Supporting instruction and learning through exceptional classroom technology

**"To Obtain these Outcomes..."**

- RELEVANT, ENGAGING AND RIGOROUS INSTRUCTION IN EVERY CLASSROOM, EVERY DAY
- ALL THIRD GRADERS READ AT GRADE LEVEL, BY END OF YEAR
- ALL 5TH GRADERS MEET/EXCEED MATH LEVELS, BY END OF YEAR
- 100% GRADUATION RATE
- THE CONTINUOUS DEVELOPMENT OF 21ST CENTURY EMPLOYABLE SKILLS
- MEANINGFUL PARENT AND STAKEHOLDER INVOLVEMENT